

STEP 5

Hello



1

Повтори рифмовку

P. 15 Ex.1



I'm Meggy.

I'm Peggy.

I'm Teddy.

I'm Eddy.

I'm Nell.

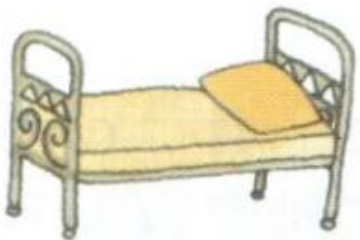
I'm Mel.

Nice to meet you.



2

Давайте вспомним



1.

➔ **Bed**



4.

➔ **Bell**



2.

➔ **Tent**



3.

➔ **Ten**

2

Давайте вспомним



5.

➔ **Belt**



6.

➔ **Egg**



7.

➔ **Nest**



7.

8.



Net

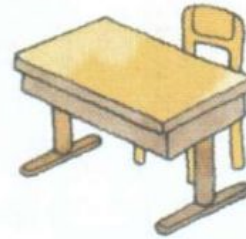
3

New words


Desk



desk



Pen



pen



Elf



elf




4

«Как тебя зовут?»

What's your name?



P. 16 Ex.6



5

Work in pairs

P. 16 Ex.7



Let's move on

The logo for Super Simple Learning is centered on a light green rectangular background. It consists of three stacked, rounded, cloud-like shapes. The top shape is white and contains the word "Super" in a blue, bold, sans-serif font. The middle shape is white and contains the word "Simple" in a purple, bold, sans-serif font. The bottom shape is white and contains the word "Learning" in a blue, bold, sans-serif font. The entire logo has a subtle drop shadow.

**Super
Simple
Learning**

1

New letters and sounds

H h [h]

H h



hat

1

New letters and sounds

J j [dʒ]

J j



jewel

1

New letters and sounds

Z z [z]

Z z



zebra

1

New letters and sounds

I i [ɪ]

I i



ice cream

2

Let's try

P. 17 Ex.9



Homework

- Стр. 17 № 8
- Стр. 16 № 7

