


# *How to Make a Good Presentation*

Учитель английского  
языка Мананникова Н.  
Н.



## *How to address*

- Good morning, ladies and gentlemen!
- Dear friends!
- Dear classmates!

## *How to start giving ideas on the topic concerned*

- The topic of my (our) presentation today is.....
- The main topic of my presentation is.....
- I would like to talk about.....
- I am going to talk about.....
- Thank you for giving me the opportunity to tell you about.....
- If you have any questions during my presentation, please stop me...

- Let's look at some ways of...
- I shall start my presentation ,by asking you questions.
- I'd like to explain.....
- In the first part of my presentation, I'll describe...
- After that I'll talk about.....
- Finally I'll show you.....

## *How to proceed to the main idea*

- First I'd like to talk about.....
- I'd like to draw your attention to....
- Now I'd like to move on to....
- Next, let me describe....
- I'd now like to turn to....
- Finally, let me explain....

- For example....
- For instance....
- The first... The second...The third....
- First...
- Next...
- Then....
- After that....
- Finally....



# Connecting words

- Consequently..... Although.....
- Because..... Therefore.....
- In addition..... .....so.....
- However..... Since.....
- ....but..... Because of.....
- Also..... .....and.....

## *Ending the presentation*

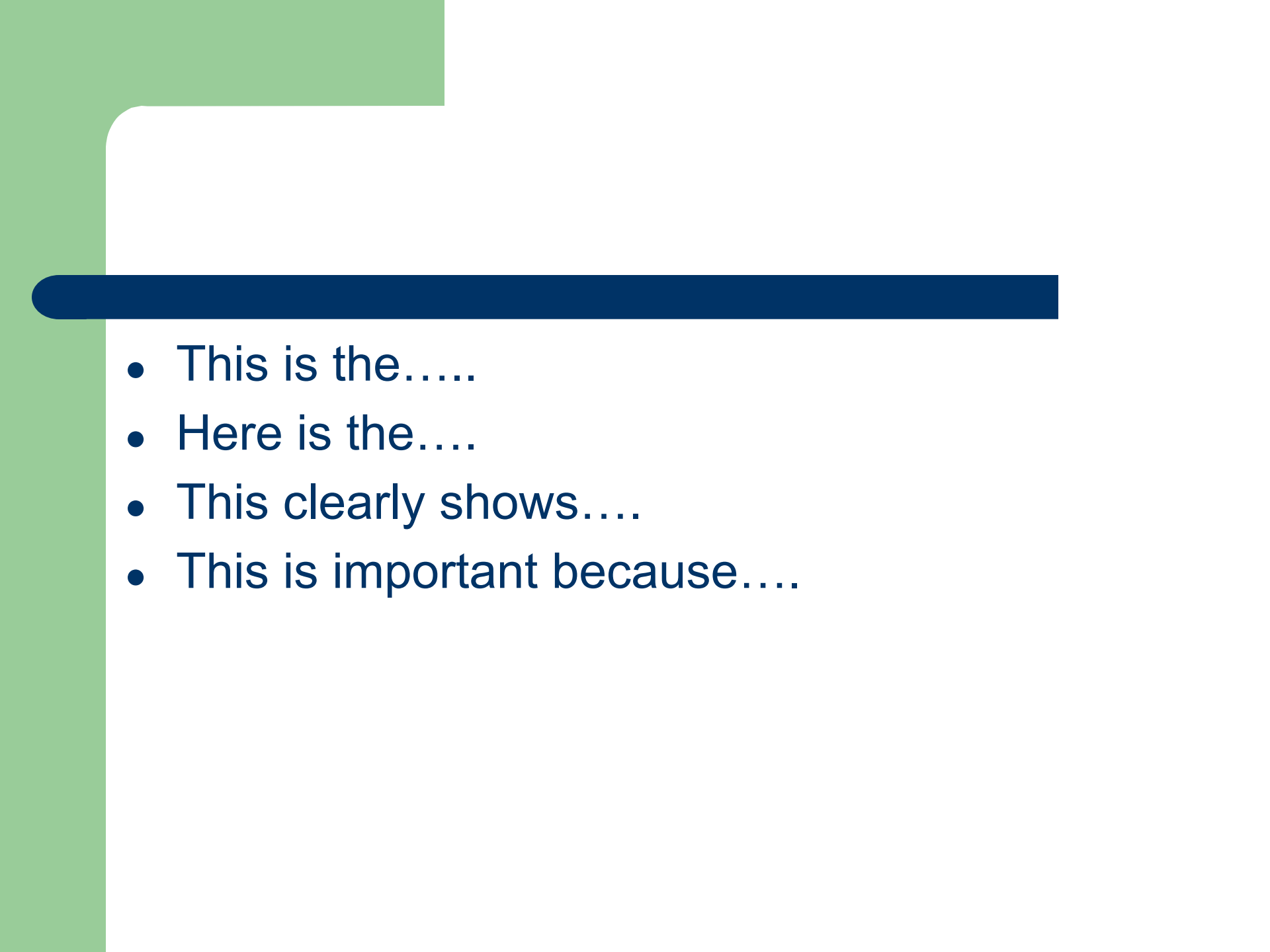
- In conclusion let me remind you....
- I'm sure you'll agree that....
- In addition to that....
- Before I (we) end...
- In future we plan.....
- In summary, I've explained.....
- I therefore recommend.....



- 
- 
- Thank you for your kind attention (for listening).
  - I (we)'ll be happy to answer all your questions at the end of my (our) presentation.

# *Describing Visual Aids*

- In my first slide I'd like to show you....
- If you look at the screen you can see...
- The horizontal (vertical) axis is....
- The left side shows....
- The third row (column) contains....
- On the right is....
- As you can see.....

- 
- This is the.....
  - Here is the....
  - This clearly shows....
  - This is important because....

# Presentation Evaluation

- Date \_\_\_\_\_
- Name \_\_\_\_\_
- Topic \_\_\_\_\_
- 5-excelent                      4-Great
- 3-Good effort                2-Needs improvement
- 1-Lack of effort

|                    | 5 | 4 | 3 | 2 | 1 |
|--------------------|---|---|---|---|---|
| Introduction       |   |   |   |   |   |
| Posture (Stance)   |   |   |   |   |   |
| Eye Contact        |   |   |   |   |   |
| Pronunciation      |   |   |   |   |   |
| Projection Level   |   |   |   |   |   |
| Voice Inflection   |   |   |   |   |   |
| Speed of Speech    |   |   |   |   |   |
| Content            |   |   |   |   |   |
| Length of Speech   |   |   |   |   |   |
| Ending             |   |   |   |   |   |
| Use of Visual Aids |   |   |   |   |   |
| Overall Impression |   |   |   |   |   |