

Как и на предыдущем экзамене MOVERS

достаточно будет сказать одно-два предложения о каждой картинке, но не получится справиться с заданием используя только настоящее время. Для успешной сдачи экзамена FLYERS Speaking Part 3 нужно хорошо знать *Past Simple* и быть знакомым с *Present Perfect*.

Если Вы еще не отработали *Present Perfect*, узнаете его на письме, но не используете в устной речи - это не проблема, во время устного экзамена можно обойтись *Present Simple*, *Present Continuous* и *Past Simple*. Используйте в речи *Present Perfect* только если Вы уверенно им владеете. Вместо сложных времен используйте устойчивые выражения.

USEFUL VOCABULARY

... to be going to ...

- They **are going to** cook a cake for their mother.
- They **are going to** climb the mountain.

There is/are ...

- **There are** people skating.
- **There is** ice.

Feel sorry/sad/happy ...

- Father's umbrella is broken. Mother **feels sorry for** him.
- The family is in the mountains now. They **feel tired and hungry**.

Look at these pictures. They show the story. It's called '**Peter's birthday present**'.

Just look at the pictures first. (Pause)


Look at the first one.

This is Peter. It's his birthday.

He has a lot of presents. His favourite present is some skates.

Now you tell the story.


1



2




3



4



5





Look at these pictures. These pictures tell you the story. It's called '**Football in the living room**'. Just look at the pictures first. (Pause) Look at the first one.

It's raining today, so Michael can't play outside. He isn't very happy. He is throwing and catching his ball in the living room.





Now you tell the story.

Look at these pictures. These pictures tell you the story. It's called '**The river**'. Just look at the pictures first. (Pause) Look at the first one.

John and his sister, Sally, are walking in the forest. They are going to have a picnic in the field across the river.

Now you tell the story.





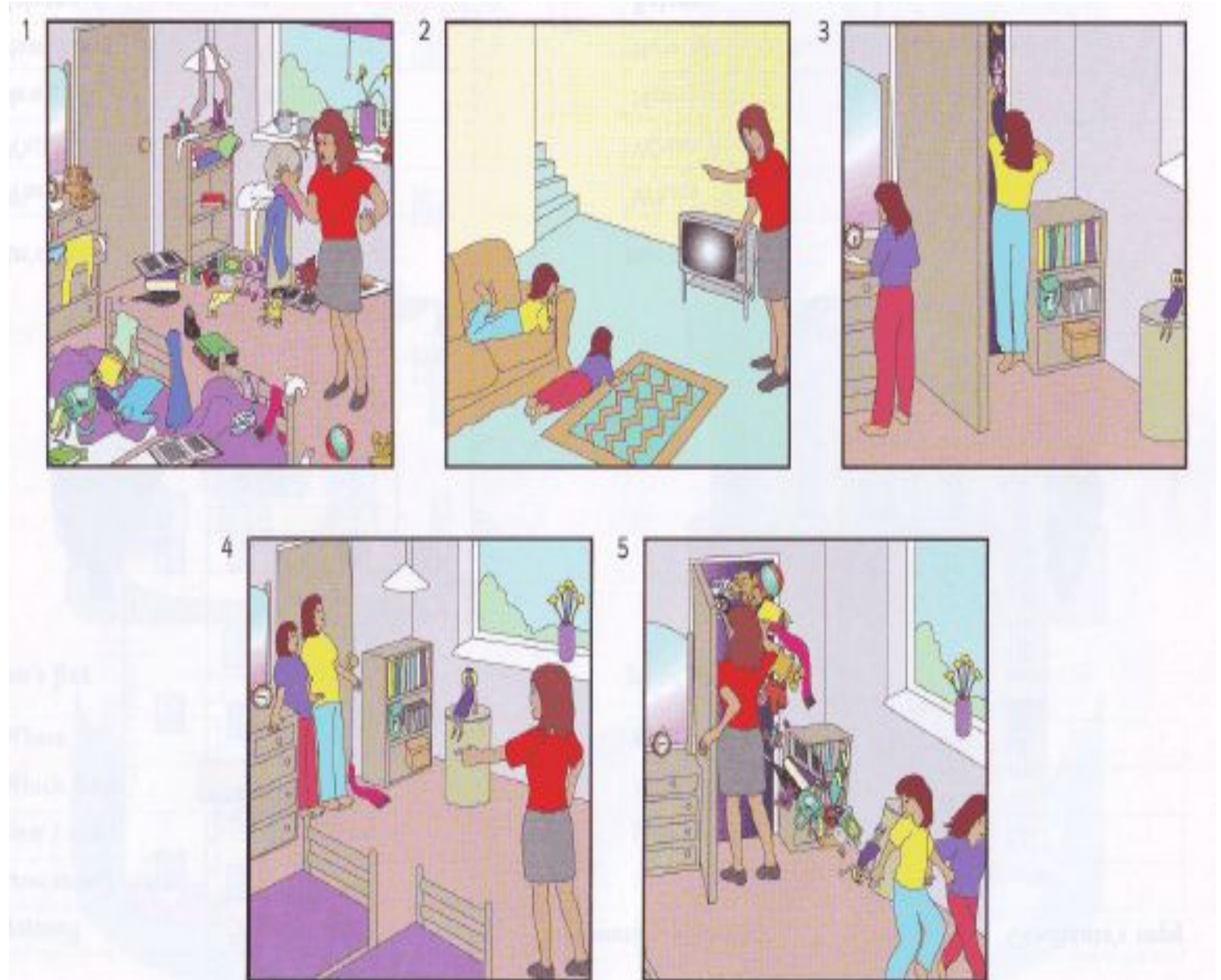
Look at these pictures. These pictures tell you the story. It's called '**The untidy bedroom**'. Just look at the pictures first. (Pause) Look at the first one.


Emma and Jill are in their bedroom with their mother. She isn't happy because the room is untidy. She is saying, 'It's half past six. You must tidy your room and then you can watch TV in bed.'

Now you tell the story.

Look at these pictures. These pictures tell you the story. It's called '**Helen and Betty tidy their bedroom**'.
Just look at the pictures first. (Pause) Look at the first one.
This is Helen and Betty's bedroom. It's very untidy. Their mum is very unhappy.

Now you tell the story.





Look at these pictures. These pictures tell you the story. It's called '**Robert helps a man**'. Just look at the pictures first. (Pause)
Look at the first one.

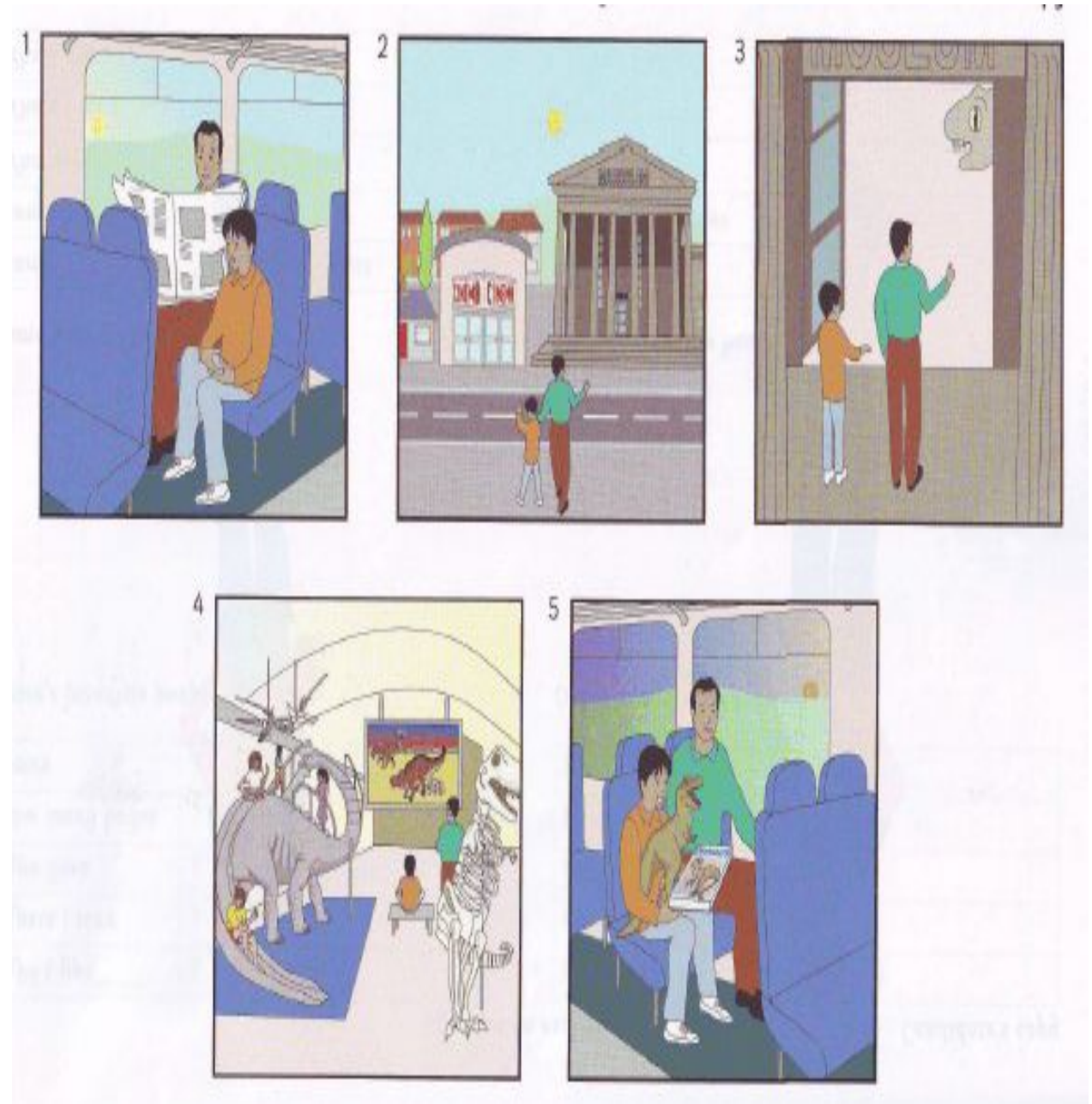
Robert has got a new bicycle. He is very happy because he likes riding in the countryside. It's a cold day so he is wearing a long scarf.


Now you tell the story.

Look at these pictures. These pictures tell you the story. It's called '**John wants to see a film**'. Just look at the pictures first. (Pause) Look at the first one.

John's father is taking him to the city for the day. They are going by train. John wants to see a film, but his father wants to go to a museum.



Now you tell the story.





Look at these pictures. They show the story. It's called '**The birthday present**'. Just look at the pictures first. (Pause) Look at the first one.

This is Sue and Tom. It's their father's birthday tomorrow. They want to give him a present, but they don't know what he wants.




Now you tell the story.

Look at these pictures.
They show the story. It's
called '**Sam's new
camera**'. Just look at the
pictures first. (Pause) Look
at the first one.


Sam and Jill are on
holidays with their parents.
They are camping near the
mountains. Sam is taking
photos with his new
camera.

Now you tell the story.


1




2




3



4




5




1



2



3




Look at these pictures. They show the story. It's called '**The snowy day**'. Just look at the pictures first. (Pause) Look at the first one.

William and his sister Katie and their dog are looking out of the window. It is snowing.

4



5




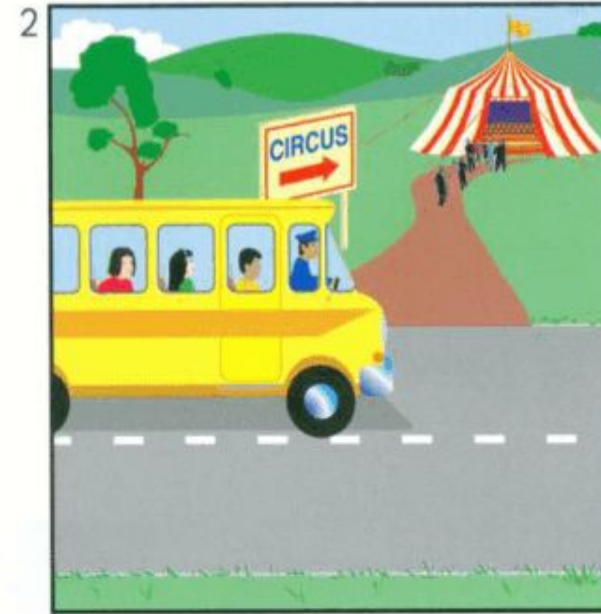





Now you tell the story.

Look at these pictures. They show the story. It's called '**The circus**'. Just look at the pictures first. (Pause) Look at the first one.

It's Saturday. The children want to go somewhere nice. They decide to go to the circus.

Now you tell the story.





Look at these pictures. They show the story. It's called '**The picnic**'. Just look at the pictures first. (Pause) Look at the first one.

John and Sally and their parents are getting into their car. They are going to have a picnic.


Now you tell the story.

Look at these pictures. They show the story. It's called '**A walk in the mountains**'. Just look at the pictures first. (Pause) Look at the first one.

The two girls are walking in the mountains. They are carrying rucksacks. Some people are skiing.

Now you tell the story.





Look at these pictures. They show the story. It's called '**Camping**'. Just look at the pictures first. (Pause) Look at the first one.

The two boys are camping in the countryside. The weather is good. They are in their tent. They are very happy.

Now you tell the story.

Look at these pictures. They show the story. It's called '**The same suitcases**'. Just look at the pictures first. (Pause) Look at the first one.

A woman and a man are going on holiday. they don't know each other. They are putting their clothes in their suitcases. Their suitcases look the same.

Now you tell the story.

