

Make an ugly
Christmas
Sweater!



1. Choose a Sweater!
2. Copy(Crt+C) the sweater.
3. Create a New Slide and Paste the Sweater(Crt+V)
4. Choose the decorations you want for your sweater.
5. Copy and Paste the decorations onto your sweater slide. You can make the decorations smaller or bigger by clicking and dragging the edge of the picture.






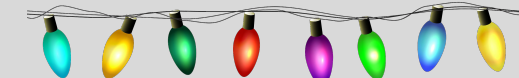
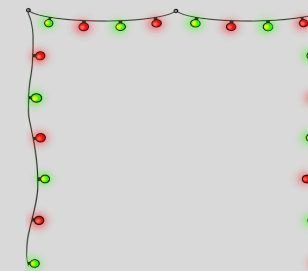

















BE JOLLY



MERRY GRINCHMAS



Merry Christmas Merry

