

Good Morning



We are having a party soon!



Happy New Year!

Let's get ready!

Д.з на вторник (12.12)

1. Выписать из видео названия одежды.
2. Копия 14С
3. Песня U14 выучить с движениями.



Unit 14 (Tr. 47) Clothes chant



It's cold.



Put on your sweatshirt.



OK.



It's cold.



Put on your jacket.



OK.



It's cold.



Put on your hat.




OK.



It's cold.

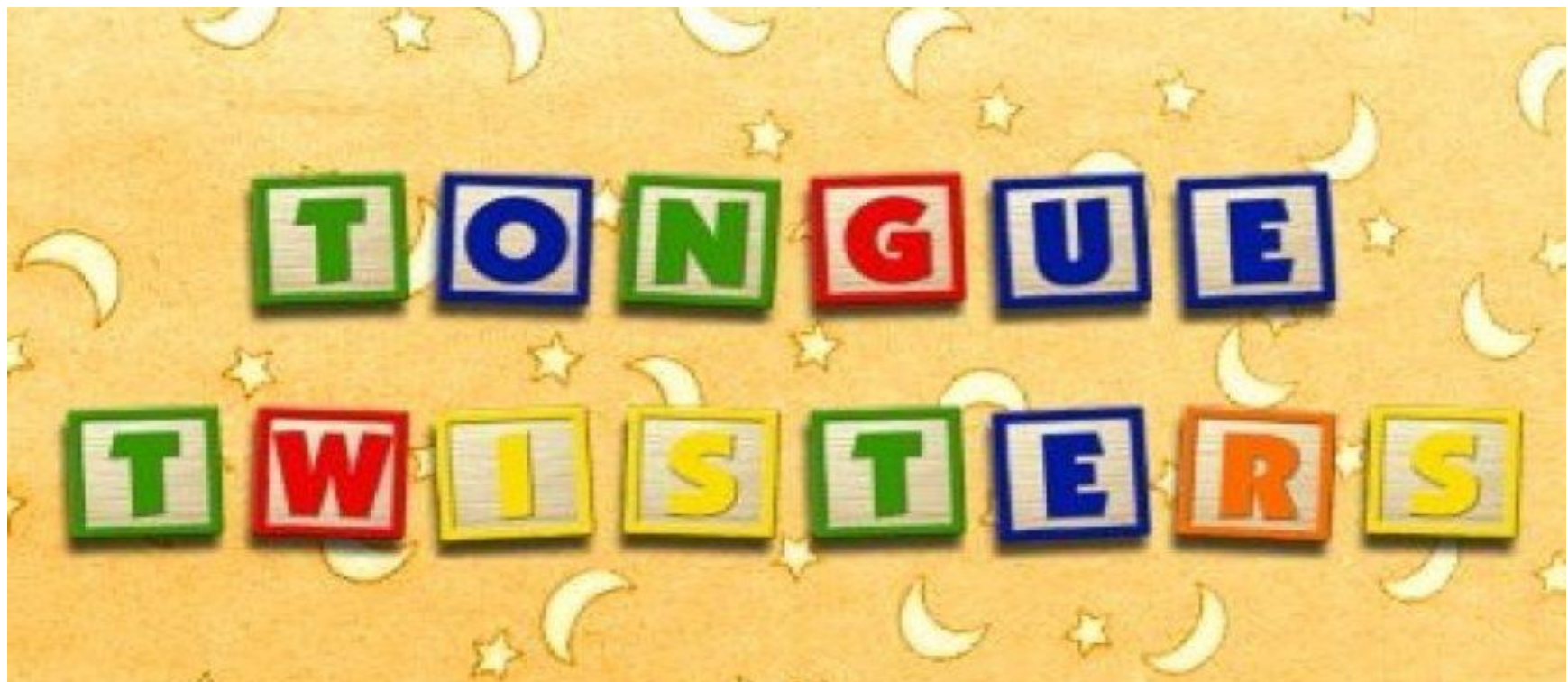



Put on your scarf.



OK.







PHONICS

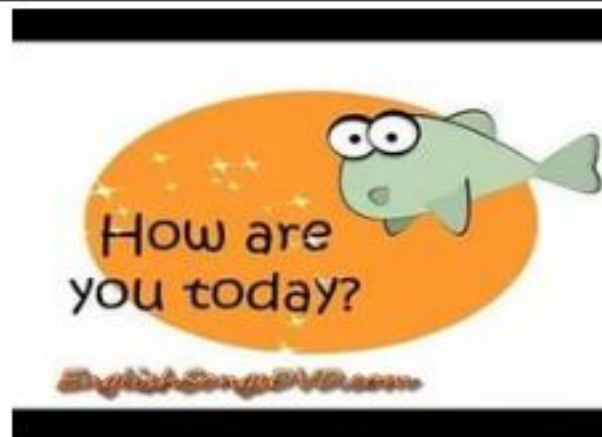
*Bob got a hot pot with a frog
on the top of the log in a fog
of the bog.*



Прочитай скороговорку

A big bug
bit a little beetle
but the little beetle
bit the big bug back





Good morning!

How are you today?



Im fine, thank you.

Here.



Joined on
Dynamilis.com
@dynamilis



— 48 hrs
@dynamilis

Well done!

New Ch.b.-1-cards-p.6 -practice

Good!

How ... you today?

I m ..., thank

H....

... done!

New Ch.b.-1-cards-p.6 -practice

... morning!

.... are you today?

I m fine, ... you.

....

Well!



LET'S READ®




HOW ARE YOU TODAY?

07







e

nest

well

net


leg

hen

egg

shell

pen



ee

sheep

tree

bee


teeth

peel

feet


cheek

heel






Peg wants a snack.




Before a snack, Peg will wash her hands.



Then, yum, a stack of pancakes!



After the snack, Peg can play ball.



Ted wants a swim.
Before the swim, Ted will test the pool.



Watch the video

School objects



Grammar



Plurals

(Множественное число существительных)

< + < = << - s (-es)

1. а- один какой-то

1. a cat – 2 cats

2. После шипящих

ss, ch, sh, x, o

2. a dress – 2 dresses

3. у- ту-ту (сумасшедшая)

в депрессии худеет → i

3. a body – 2 bodies

4. у- не меняется, т.к. рядом

гласная-подружка

4. a boy – 2 boys

5. a tomato – 2 tomatoes

6. a knife – 2 knives

But: a roof – 2 roofs

Exceptions (исключения):

1 man – 2 men

1 sheep – 2 sheep

1 woman – 2 women

1 deer – 2 deer

1 child – 2 children

1 fish – 2 fish

1 tooth – 2 teeth

1 goose – 2 geese

1 foot – 2 feet

1 mouse – 2 mice

1 ox – 2 oxen

1 knife – 2 knives

Pronunciation:

-s (-es)

/ s /

/ z /

/ iz /

после глухих

после звонких

после

согласных

согласных и гласных

шипящих

boats

balls

boxes

boys



Finger is singular. We use the singular form when we are talking about one thing or person.

Fingers is plural. We use the plural form when we are talking about more than one thing or person.

plural = singular + **s**



one finger → eight fingers



one eye → two eyes



one nose → four noses




1 Complete the table.

Singular	Plural
arm	arms
ear	
	faces
leg	
	noses


Tick (✓) the correct one.

1



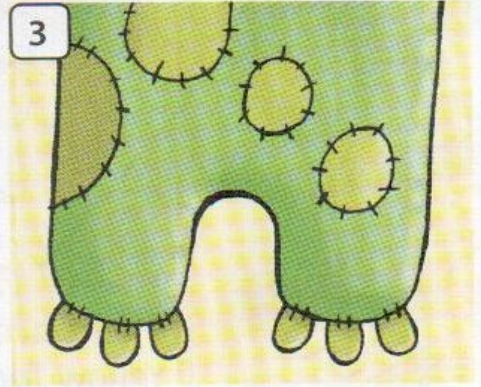
three finger
three fingers

2




one face
one faces

3



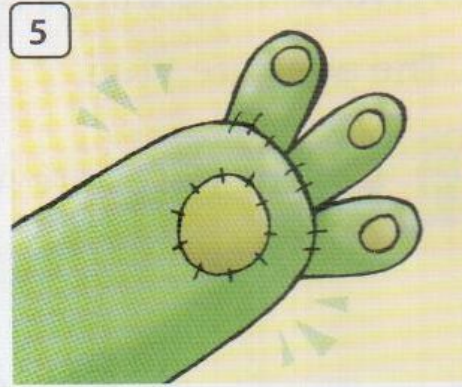
two legs
two leg

4




four arm
four arms

5



one hand
one hands

6



three ear
three ears


3 Count and write.

1 How many faces?

Two faces

3 How many ears?

5 How many fingers?



2 How many noses?

4 How many arms?

6 How many eyes?



cameras



chairs



snakes



parrots



doctors

1 Посмотри на картинки и напиши существ. во мн. числе.



1 one apple • two *apples*...



2 one bird • two



3 one shoe • two



4 one dolphin • two




5 one clown • two



6 one spider • two




Write the plurals. Listen and check. Listen and repeat.




1 one ant • three *ants*



2 one frog • four




3 one dog • three




4 one snake • three




5 one tiger • three




6 one lion • two



7 one cow • two



8 one elephant • two



9 one zebra • four



Watch the video

plurals-2 videos (regular)



U.15 -Breakfast time-Young Picture Dictionary (cards)



milk



porridge



sugar



coffee



bread



butter



cheese



Orange juice



I'm hungry.



Eat the...



I'm thirsty.



Drink the...

Games with cards)

h.T for Thursday


**1.U2 p.6 прописать
фразы по 3 раза и
выучить на диктант**

2. U15 В

3. Копия на мн.ч

4. Выписать из видео 10 слов во мн.

ч





The lesson is over.

Good bye!