




**What's the  
weather like?**



Guess what is next



# Homework Time







## Home task

Выдается на уроке в четверг 06.05.21, сделать на вторник 1

11.05.21:

- 1) Сору 16 А -вписать буквы, нарисовать предметы, прописать буквы.
- 2) Сору 2 - нарисовать погоду.

Russian - English	Letters	Revision
жарко      ho...	o	moon 
холодно      c...ld	r	bed 
тепло      wa...m	c	duck 
прохладно      ...ool	n	seven 
идёт снег      s...owu	t	

X																			
d																			

жаемые родители! Отметьте + слова, которые Ваши дети хорошо знают. Те слова, в которых они не уверены, мы повторим на занятии.

## A. Read. Write.



1. In the city, there's

\_\_\_\_\_ thunder \_\_\_\_\_ and \_\_\_\_\_ lightning \_\_\_\_\_.



2. At the beach, it's

\_\_\_\_\_ and \_\_\_\_\_.



3. At the park, it's

\_\_\_\_\_ and \_\_\_\_\_.



4. In the mountains, it's

\_\_\_\_\_ and \_\_\_\_\_.

**START**

**FINISH**


**Weather**

The board game board is a 10x10 grid. The central path is a 6x6 area with a light blue background. The word "Weather" is written in the center of this path, with a red umbrella icon to its right. A smiling cloud icon is positioned below the word. The path starts at a teal box labeled "START" at the bottom-left corner and ends at a teal box labeled "FINISH" at the top-left corner. The path is defined by teal arrows pointing up, down, and right. The path consists of the following cells: (row, col) (1,1) START, (1,2) Sun, (1,3) Cloud, (1,4) Rain, (1,5) Thermometer, (1,6) Die, (1,7) Cloud, (1,8) No person, (1,9) Thermometer/Sun, (1,10) Cloud/Rain. (2,1) Cloud, (2,2) Sun, (2,3) Cloud, (2,4) No person, (2,5) Rainbow, (2,6) Die, (2,7) Rain, (2,8) Thermometer/Sun, (2,9) Cloud/Rain, (2,10) Cloud. (3,1) Cloud, (3,2) Sun, (3,3) Cloud, (3,4) No person, (3,5) Rainbow, (3,6) Die, (3,7) Rain, (3,8) Thermometer/Sun, (3,9) Cloud/Rain, (3,10) Cloud. (4,1) Cloud, (4,2) Sun, (4,3) Cloud, (4,4) No person, (4,5) Rainbow, (4,6) Die, (4,7) Rain, (4,8) Thermometer/Sun, (4,9) Cloud/Rain, (4,10) Cloud. (5,1) Cloud, (5,2) Sun, (5,3) Cloud, (5,4) No person, (5,5) Rainbow, (5,6) Die, (5,7) Rain, (5,8) Thermometer/Sun, (5,9) Cloud/Rain, (5,10) Cloud. (6,1) Cloud, (6,2) Sun, (6,3) Cloud, (6,4) No person, (6,5) Rainbow, (6,6) Die, (6,7) Rain, (6,8) Thermometer/Sun, (6,9) Cloud/Rain, (6,10) Cloud. (7,1) Cloud, (7,2) Sun, (7,3) Cloud, (7,4) No person, (7,5) Rainbow, (7,6) Die, (7,7) Rain, (7,8) Thermometer/Sun, (7,9) Cloud/Rain, (7,10) Cloud. (8,1) Cloud, (8,2) Sun, (8,3) Cloud, (8,4) No person, (8,5) Rainbow, (8,6) Die, (8,7) Rain, (8,8) Thermometer/Sun, (8,9) Cloud/Rain, (8,10) Cloud. (9,1) Cloud, (9,2) Sun, (9,3) Cloud, (9,4) No person, (9,5) Rainbow, (9,6) Die, (9,7) Rain, (9,8) Thermometer/Sun, (9,9) Cloud/Rain, (9,10) Cloud. (10,1) Cloud, (10,2) Sun, (10,3) Cloud, (10,4) No person, (10,5) Rainbow, (10,6) Die, (10,7) Rain, (10,8) Thermometer/Sun, (10,9) Cloud/Rain, (10,10) Cloud.

# Reading

- Stormy
- Cloudy
- Windy
- Snowy
- Rainy
- Sunny


- Lightning
- Warm
- Cool
- Hot
- Cold



# Alphablocks.



Alphablocks\_Series\_3\_-\_Crash.mp4






# Digraphs

A combination of two letters that make one sound.

sh - shark



th - thumb



ch - chair



wh - whale




-ch - lunch



-th - earth



-sh - fish



-ck - black



# Blends

Groups of two or three consonants in words that makes a distinct consonant sound.

bl - blue



fl - flower



cl - clock




gl - glue



pl - plane



br - brick



cr - crown



dr - drum



fr - frog



gr - grapes



pr - present



tr - tree




sk - skateboard



sl - slide



sp - spoon



st - star



sw - swan



sc - scooter



sm - smash



sn - snail



# Eric Eats Eggs


Story by Andrew Frinkle

Eric likes to eat eggs.

Eric eats an egg every day.

Eric does not ever miss a day.

Eric eats eggs each and every day.



Eric eats his eggs even on holidays.

Eric even eats Easter eggs.

Eric eats extra eggs on Easter.

Eric can not get enough eggs!



# Video -watch and act












Weather\_Song\_For\_Kids\_\_The\_Sun\_Comes\_Up!.mp4

Name: \_\_\_\_\_

# Beginning Sounds

Glue the matching letter to each picture.










 __ock	 __all	 __pple
 __at	 __nail	 __ig
 __able	 __ar	 __iger

t c p a b h s t s

Name: \_\_\_\_\_

# Beginning Sounds

Glue the matching letter to each picture.

 __ock	 __all	 __pple
 __at	 __nail	 __ig
 __able	 __ar	 __iger

t c p a b h s t s

# Homework Time







Home task

Выдается на уроке во вторник 11.05.21, сделать на четверг 13.05.21:

1) Сору 16 С-вписать буквы, нарисовать предметы, прописать буквы.





it: 16 The Weather

H.T. C





Russian - English		Letters	Revision
гроза	sto...my	n	blue 
гром	thu...der	g	fish 
молния	li...htning	o	star 
прохладно	co...l	g	van 
туманно	fo...gy	r	

g																				
j																				

жасные родители! Отметьте + слова, которые Ваши дети хорошо знают. Те слова, в которых они не уверены, мы повторим на следующем занятии.

Russian - English		Letters	Revision
гроза	sto...my	n	blue 
гром	thu...der	g	fish 
молния	li...htning	o	star 
прохладно	co...l	g	van 
туманно	fo...gy	r	

жасмыс родители! Отметьте + слова, которые Ваши дети хорошо знают. Те слова, в которых они не уверены, мы повторим на занятии.







Russian - English		Letters	Revision
жарко	ho..	m	pot 
гроза	stor...y	w	hat 
тепло	...arm	l	duck 
молния	...ightning	h	one 
гром	t...under	t	

жасмыс родители! Отметьте + слова, которые Ваши дети хорошо знают. Те слова, в которых они не уверены, мы повторим на занятии.





Name \_\_\_\_\_



**Rainy**

**Sunny**

**Cloudy**

**Stormy**

**Snowy**

**Windy**