

am not/are not

Отрицательная форма глагола **to be** образуется при помощи слова **not**. Мы ставим **not** после **am** или **are**:

I	<u>am not</u>	tall.	Я не высокий.
You	<u>are not</u>		Ты не высокий.
We			Мы не высокие.
You			Вы не высокие.
They			Они не высокие.

Когда мы разговариваем, мы обычно используем сокращённые формы:

I am not tall.	→	I'm <u>not</u> tall.
You are not tall.	→	You <u>aren't</u> tall.
We are not tall.	→	We <u>aren't</u> tall.
You are not tall.	→	You <u>aren't</u> tall.
They are not tall.	→	They <u>aren't</u> tall.

am not/are not

Отрицательная форма глагола **to be** образуется при помощи слова **not**. Мы ставим **not** после **am** или **are**:

I	<u>am not</u>	tall.	Я не высокий.
You	<u>are not</u>		Ты не высокий.
We			Мы не высокие.
You			Вы не высокие.
They			Они не высокие.

Когда мы разговариваем, мы обычно используем сокращённые формы:

I am not tall.	→	I'm <u>not</u> tall.
You are not tall.	→	You <u>aren't</u> tall.
We are not tall.	→	We <u>aren't</u> tall.
You are not tall.	→	You <u>aren't</u> tall.
They are not tall.	→	They <u>aren't</u> tall.

am not/are not

Отрицательная форма глагола **to be** образуется при помощи слова **not**. Мы ставим **not** после **am** или **are**:

I	<u>am not</u>	tall.	Я не высокий.
You	<u>are not</u>		Ты не высокий.
We			Мы не высокие.
You			Вы не высокие.
They			Они не высокие.

Когда мы разговариваем, мы обычно используем сокращённые формы:

I am not tall.	→	I'm <u>not</u> tall.
You are not tall.	→	You <u>aren't</u> tall.
We are not tall.	→	We <u>aren't</u> tall.
You are not tall.	→	You <u>aren't</u> tall.
They are not tall.	→	They <u>aren't</u> tall.

am not/are not

Отрицательная форма глагола **to be** образуется при помощи слова **not**. Мы ставим **not** после **am** или **are**:

I	<u>am not</u>	tall.	Я не высокий.
You	<u>are not</u>		Ты не высокий.
We			Мы не высокие.
You			Вы не высокие.
They			Они не высокие.

Когда мы разговариваем, мы обычно используем сокращённые формы:

I am not tall.	→	I'm <u>not</u> tall.
You are not tall.	→	You <u>aren't</u> tall.
We are not tall.	→	We <u>aren't</u> tall.
You are not tall.	→	You <u>aren't</u> tall.
They are not tall.	→	They <u>aren't</u> tall.



2 Read and circle.

1 We is / **are** fast.

2 It is / **are** a turtle.

3 He is / **am** my brother.

4 You is / **are** dirty!

5 We **am** / **are** sisters.

6 She **am** / **is** happy.

7 I **are** / **am** ten years old.

8 They is / **are** children.

Write **am, is or are.**

1 *Is* it a bike?

3 they lions?

5 I slow?

7 he a boy?

2 you thirsty?

4 we fast?

6 she a queen?

8 they rabbits?

Write the negative. Use the short form.

1 Harry is happy.

Harry isn't happy.

2 She is a teacher.

.....

3 Your car is fast.

.....

4 I am dirty.

.....

5 Katie is hungry.

.....

6 He is a pirate.

.....

7 Pete and Jimmy are sad.

.....

8 We are rabbits.

.....



Hello



Good morning



Good afternoon



Good evening

Warming up think of...

- 1. One red fruit, one green fruit, one yellow fruit.**
- 2. Two kinds of food which are made from milk.**
- 3. Three things people have for breakfast.**
- 4. Four kinds of vegetables from which we can make salad.**

Motivation:

Help people, even
when you know they
can't help you
back.



Kindness
makes you the most beautiful
person in the world no matter
what you look like.



First, take your Stationery boxes and glue the cribs!
Then, let your teacher sign in your copybooks!



loves



Checking – up the home – task



6 Напиши сокращённые формы глагола to be.

1 She is ten.

She's ten.

5 It is an elephant.

It's an elephant.

9 It is a nice day.

It's a nice day.

2 It is a bag.

It's a dog.

6 Susan is tall.

Susan's tall.

10 It is cold.

It's cold.

3 He is tall.

He's tall.

7 Tom is eight.

Tom's eight.

11 She is a girl.

She's a girl.

4 John is happy.

John's happy.

8 Poppy is a dog.

Poppy's a dog.

12 He is short.

He's short.

5 Соедини линиями.

- | | |
|------------|---------|
| 1 I am | It's |
| 2 He is | You're |
| 3 She is | We're |
| 4 It is | He's |
| 5 You are | They're |
| 6 We are | She's |
| 7 They are | I'm |
-
- The image shows a matching exercise with two columns of English phrases. Blue arrows connect the phrases in the left column to their corresponding contractions in the right column. A large green scribble is in the background.
- 1 I am → I'm
 - 2 He is → He's
 - 3 She is → She's
 - 4 It is → It's
 - 5 You are → You're
 - 6 We are → We're
 - 7 They are → They're

Unit 13 (In the Kitchen) (Скажи, ответь, раскрась)

Homework 13C

Lay the table. (Накрой стол.)

-What's on the table? (Что на столе?)

Put the... (Положи...)

-A spoon. (Ложка.)

Very good. (Очень хорошо.)

Wash the... (Помой...)



knife



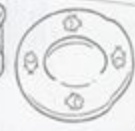
mug



chair



table



plate



fork



spoon



bowl

Чем кушаешь?

Во что кладут еду?



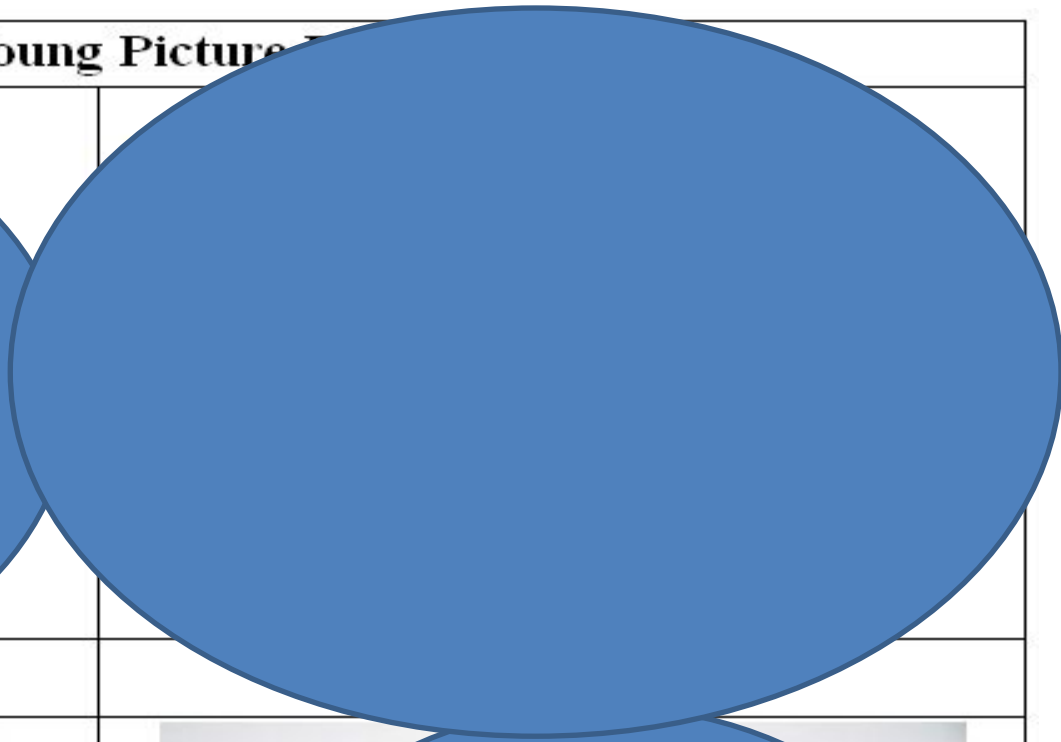
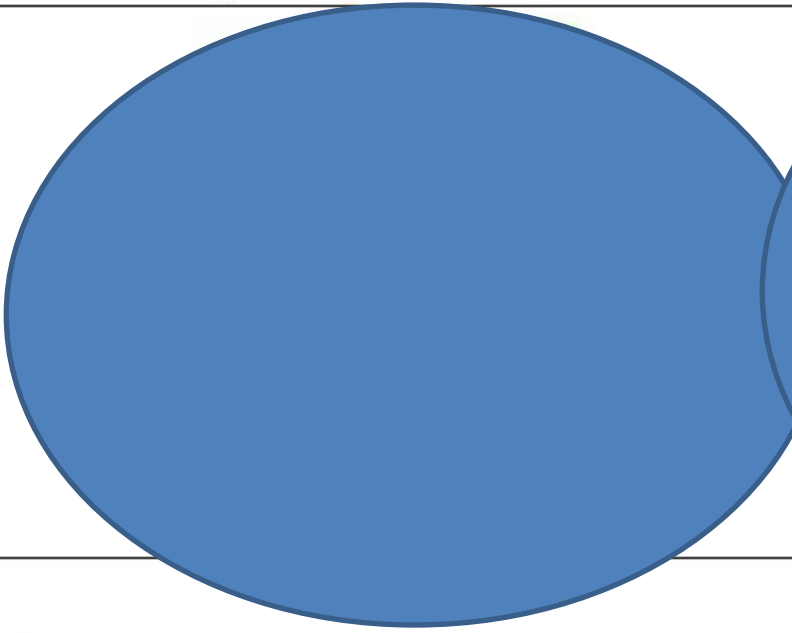
На что садимся?

На чем рисуешь?

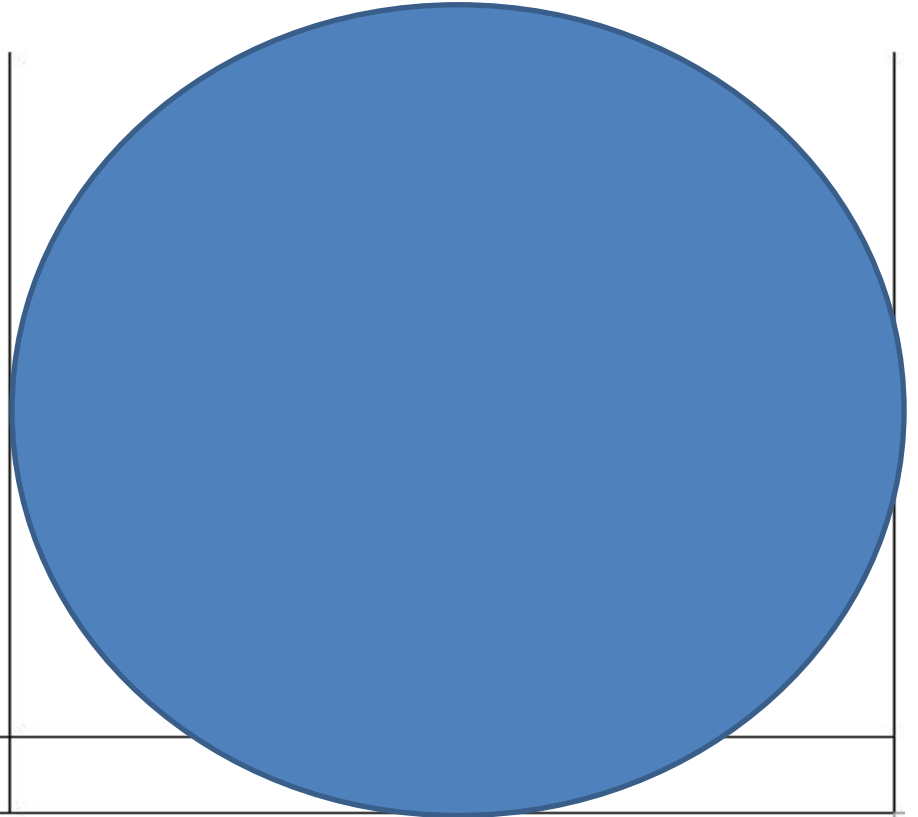
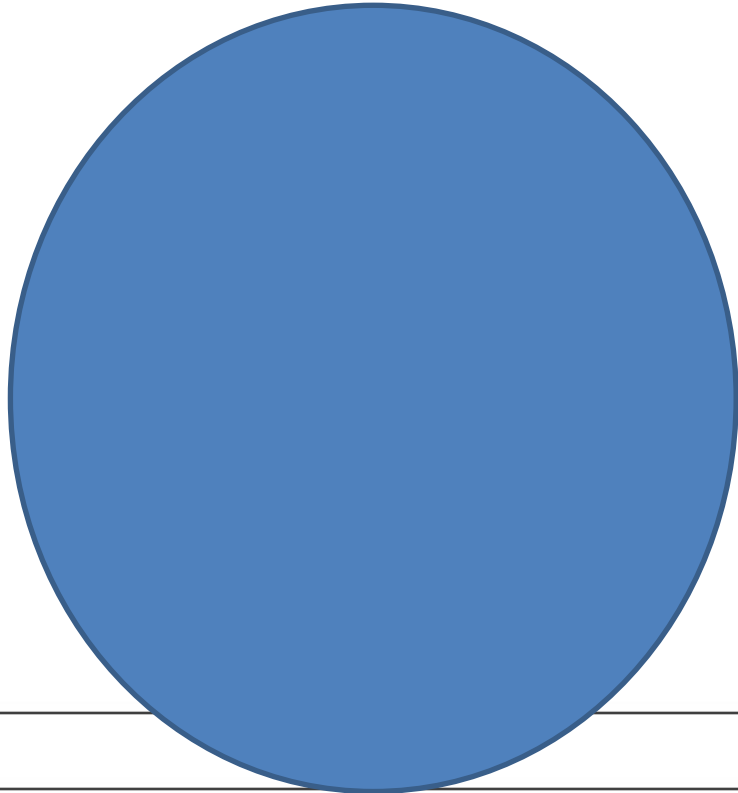
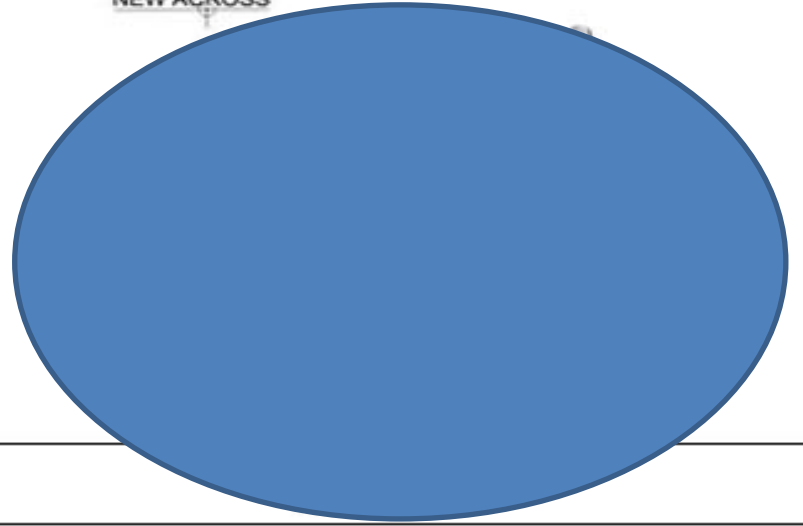
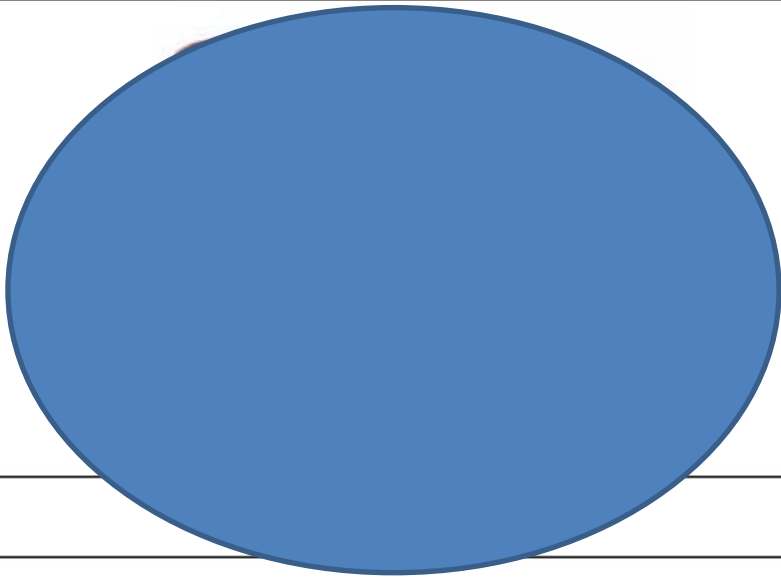
I can see a...



U.13 - In the kitchen-Young Picture 7



NEW ACROSS





Lay the table+fruits, vegetables.



Reading



makes me
feel 
on top
of the
WORLD 

15	ai		Spain	/eɪ/
16	ay		day	/eɪ/

15	ai	Жучок Эй зовет Ай в гости.	rain pail paint train chain
16	ay	Жучок Эй зовет Ай в гости. Тот катается на горке.	day May say play gray clay hay

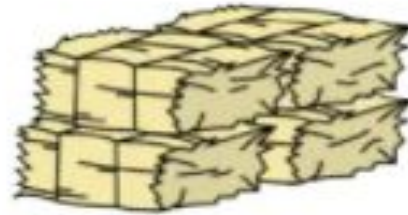
word



ai


snail
pail
paint
drain
rain

ay




day
tray
may
play
stay

"Where to dig?
Dig for what,
Big Pig?"



"Gold!" grunts Big Pig.
"Old gold."

"But I am a cat.
Cats need to nap.
I am a napping cat."



"You dig, Big Pig.
Be a pig on a dig."

"Let me nap



and dream of cream."



Big Pig sees three green trees.



Big Pig sees three green trees on the map.

TO BE CONTINUED...

Play
Time



Verb TO BE

I'm not

You aren't

He isn't

She isn't

It isn't

We aren't

You aren't

They aren't

Remember



4 Поставь предложения в отрицательную форму.

1 I'm angry.

I'm not angry.

2 We're happy.

5 I'm old.

6 You're beautiful.

9 They're happy.

10 I'm short.

3 They're sad.

7 They're dirty.

11 You're small.

4 They're tall.

8 We're clean.

12 We're strong.


3 Соедини линиями.

- | | | |
|-----------|---|----------------|
| 1 Ben | a | It isn't big. |
| 2 Anna | b | He isn't tall. |
| 3 A mouse | c | She isn't fat. |

8 Впиши отрицательные формы: isn't, aren't, 'm not. 14

- | | | | |
|----------------|----------|-----------------|---------|
| 1 I 'm not | a hippo. | 7 A tomato | brown. |
| 2 You | a girl. | 8 A banana | purple. |
| 3 It | a dog. | 9 I | ten. |
| 4 Andy and Tim | sad. | 10 You and Kate | old. |
| 5 James and I | tall. | 11 I | sorry. |
| 6 Barbara | funny. | 12 He | young. |

Are you a boy?







Questions

Am, is, are



he sick?



he hot?



the pencils
red?



she happy?





they thirsty?



they sad?


Say what you see in the pictures:



After that, guess what they are about!



Let's watch a cartoon!



The Bread - Animated Short Film by GULU.mp4
The Bread - Animated Short Film by GULU.mp4

Homework

Home task: Выдается на уроке в четверг 10.03.2022

Сделать на вторник 15.03.2022

- 1. Нарисовать кухню.**
- 2. Прописать арбузики plate, knife.**





2 Read and circle.

1 We is / **are** fast.

2 It is / **are** a turtle.

3 He is / **am** my brother.

4 You is / **are** dirty!

5 We **am** / **are** sisters.

6 She **am** / **is** happy.

7 I **are** / **am** ten years old.

8 They is / **are** children.

Write **am, is or are**.

1 *Is* it a bike?

3 they lions?

5 I slow?

7 he a boy?

2 you thirsty?

4 we fast?

6 she a queen?

8 they rabbits?

Write the negative. Use the short form.

1 Harry is happy.

Harry isn't happy.

2 She is a teacher.

.....

3 Your car is fast.

.....

4 I am dirty.

.....

5 Katie is hungry.

.....

6 He is a pirate.

.....

7 Pete and Jimmy are sad.

.....

8 We are rabbits.

.....



