





# Academy Stars




# Academy Stars



Cambridge English:  
Starters, Level pre-A1



Cambridge English:  
Movers, Level A1



Cambridge English:  
Flyers, Level A2








Язык современных детей 7-12 лет

Познавательные тексты

Развитие коммуникативных навыков


Подготовка к экзаменам CE: YL

Развитие навыков самостоятельной работы




## Компоненты для учащегося

Книга для учащегося  
+ код доступа к  
цифровому ресурсу



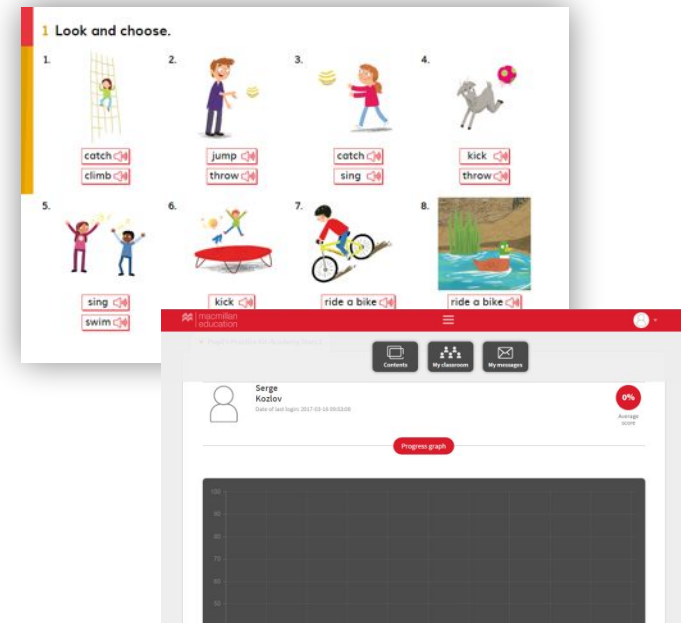

Рабочая тетрадь



## Цифровой ресурс учащегося содержит

Аудио и видеофайлы к упражнениям учебника и Рабочей тетради

Practice kit - интерактивные упражнения с электронным дневником



Материалы в ресурсном центре учащегося доступны для скачивания

Присоединяя ученика в класс, учитель дает возможность пользоваться электронным вариантом учебника и рабочей тетради

The screenshot shows the Macmillan Academy Stars teacher interface. At the top left is the Macmillan Education logo. In the center is a hamburger menu icon, and at the top right is a user profile icon. Below the header are four main navigation buttons: 'Content' (with a book icon), 'My students' (with a group of people icon), 'Scores' (with a bar chart icon), and 'My messages' (with an envelope icon). Below these are two tabs labeled 'Academy Stars'. The main content area has three filters: 'Students (0)', 'Teachers (1)', and 'Content (2)'. On the right, there is a code 'Code: CL22332424' with a lock icon. A vertical toolbar on the right side contains icons for editing, adding students, and other functions. Two book covers are displayed: 'Academy Stars 1 Workbook' by Susan Clarke and 'Academy Stars 1 Pupil's Practice' by Ruthven Harper and Gabrielle Pritchard. Both are published by Macmillan Education.



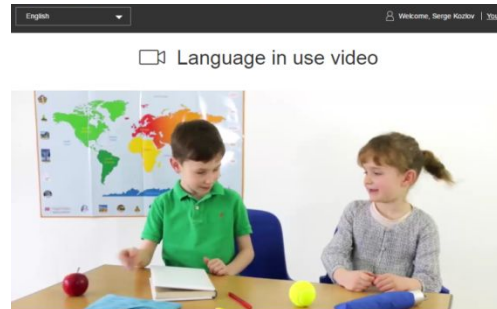


## Три вида видеосюжетов


Анимационные презентации грамматики



Видеосюжеты с разговорной ситуацией



Видеосюжеты к рассказам для чтения



# Особенности курса

Грамматика представлена в контексте, что способствует эффективному усвоению и активному употреблению грамматического правила в речи.

Lesson 2 Grammar time

1 2.4 Listen and read. Which countries can you see?

1 I'm watching videos. I'm not working.  
He's in Canada. He's climbing a mountain. He isn't wearing a jacket!

2 They're on the beach, but it's raining.  
They're playing, but they aren't swimming! They're in Great Britain!

3 It's hot and sunny. They're wearing big hats.  
They're watching the kangaroos. It's Australia!

4 Canada, Great Britain, Australia! We're going around the world!  
We're having fun today!

2 2.4 Listen again. Match the sentences to the country.

- 1 They're playing.
- 2 They're wearing big hats.
- 3 He's climbing a mountain.
- 4 They're watching kangaroos.

Australia

Canada



Great Britain





# Особенности курса

Тексты для развития навыков аудирования готовят учеников к самостоятельному устному высказыванию



1 Look at the photo. What can you see?



Floating market, Bangkok, Thailand



fruit




market



vegetables

2 2.50 Listen and tick (✓) the food you hear.




3 2.50 Listen again and write the numbers.

1 boats 18    2 bananas \_\_\_    3 watermelons \_\_\_    4 mangoes \_\_\_

4 2.51 Listen and repeat. Then choose, ask and answer. **Be a star!** ★

- Can I have some **lemons**, please?
- How many?
- Five**, please.
- Here you are.
- Thank you.



# Особенности курса

Работая с увлекательными текстами по чтению, учащиеся готовятся к письменному заданию

**My new kitten**

Hi, I'm Lotty. This is my brother. His name is Scott. I'm happy today. Help me choose a new kitten.

Look at the kittens. They aren't big. They're small and cute.




**1** This kitten is brown and white. It isn't hungry. It's hot and thirsty.





**2** These kittens are orange and white. They're tired.




Read and complete. **Be a star!** ★

Kitten : colour: brown and white feeling: hot, thirsty

Kittens : colour: \_\_\_\_\_ and \_\_\_\_\_ feeling: \_\_\_\_\_

Kitten : colour: \_\_\_\_\_ and \_\_\_\_\_ feeling: \_\_\_\_\_

Kitten : colour: \_\_\_\_\_ and \_\_\_\_\_ feeling: \_\_\_\_\_

**3**  Which is Lotty's kitten? Read and draw. Choose a name.

Lotty's kitten ...

- isn't big.
- isn't tired.
- isn't hot.
- isn't brown.
- isn't angry.
- isn't orange.

Lotty's kitten's name is \_\_\_\_\_

**4**  Choose a kitten. Write about it.

This kitten is brown and white. It's thirsty.

\_\_\_\_\_

# Особенности курса

Диалоги, обсуждения, дискуссии, выражение мнения, ...

3 **Think and answer. Tell the class.**

- 1 Which is your favourite school in the text? Why?
- 2 Is it the same as your school? How is it different?

3 **Work in groups. Act out the story.**

3 **Ask your friend about what activities he or she likes to do. Be a star!**



Do you like flying a kite?



Yes, I do.

3 **Do you think Monkey is good or bad? Tell a friend why.**



3 **Work in groups. Choose a season. Plan and make a season poster.**



Was your weekend fun?

Yes, it was!

Where were you on Saturday?

We were at the beach. **In the morning** we **climbed on the rocks.**

That sounds fun.

And **in the afternoon** we **looked for shells.**

What about in the evening?

**In the evening** we **watched a puppet show.**

That's great!



afternoon



evening



morning



rock



shell



# Особенности курса

## Дополнительное чтение с видеосюжетами

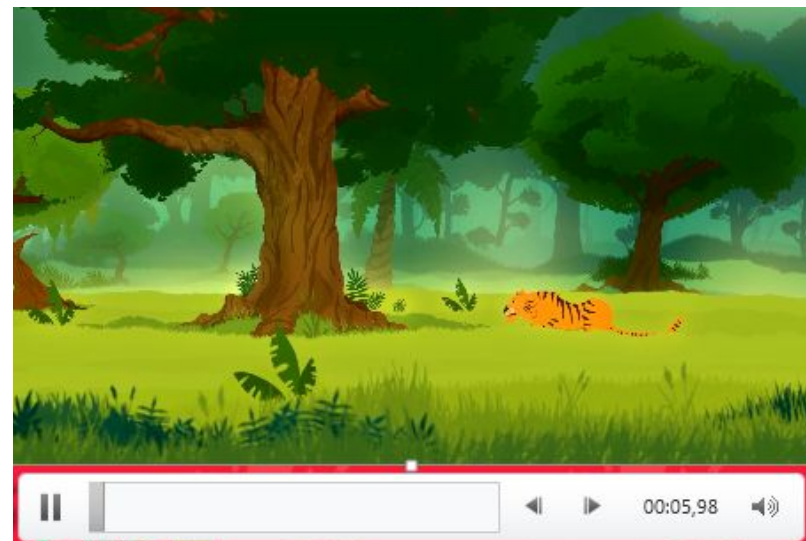
**Reading time 2** **The King of the Forest**

1 2:13 Look at the story. What animals can you see?

1 Tiger isn't happy. He's hot and hungry.

2 Look! Tiger is happy now. He can see Fox. 'Rooorrr!' says Tiger.

3 'Hello, Tiger,' says Fox. 'Are you scared?' asks Tiger. 'No, I'm not scared,' says Fox. 'I'm the King of the Forest. Everyone is scared of me.' 'Ha, ha, ha!' says Tiger. 'You're funny.'



# Особенности курса

## Подготовка к международным экзаменам

5 1.61 Read the question. Listen and write a name or a number. There is one example.



- Who's the friend? Hugo
- 1 How old is Hugo? \_\_\_\_\_
  - 2 What's his family name? \_\_\_\_\_
  - 3 Who's the girl in the picture? \_\_\_\_\_
  - 4 How old is she? \_\_\_\_\_
  - 5 What's the name of the cat? \_\_\_\_\_



5 2.27 Listen and colour. There is one example.



# Особенности курса

Специальные секции для знакомства со стратегиями успешного освоения английского языка

### Learning to learn

Write words in groups to help you remember them.  
Can you add one word to each group?

 <b>Colours</b> red green _____	 <b>School things</b> pencil ruler _____	 <b>Family</b> mum dad _____
--	---	---



и со структурой английского языка

### Learning about language

You can make a weather **noun** into an **adjective** by adding **y**.

Noun	Adjective
wind	windy
rain	rainy
sun	sunny

Can you make these nouns into adjectives?

snow \_\_\_\_\_  
cloud \_\_\_\_\_





# Особенности курса

Развитие универсальных учебных действий,  
необходимых для успеха в жизни и учебе

**Think about it!** **Make a GRAPH**

1 Look at the graph. What does it show?

Activity	Number of children
swim	6
ride a bike	5
ride a horse	2
sing	7

2 Look again. Find and complete.

- 1 Six children can swim.
- 2 children can ride a bike.
- 3 children can ride a horse.
- 4 children can sing.

3 Work in small groups. Write four questions. Ask, answer and tick (✓).

- Can you swim? ✓✓
- Can you ride a bike? ✓✓✓

4 Make a group graph. Show the class.

**Values**

How do you show respect for your grandparents?

**Values**

Do you know stories from your country with morals?



# Academy Stars

