



# Halloween Story Starters



# Halloween Story Starters

 How might a writer want a reader to feel when reading the beginning of a Halloween story?

- scared;
- anxious;
- nervous;
- excited;
- intrigued to find out what happens next;
- eager to read on!



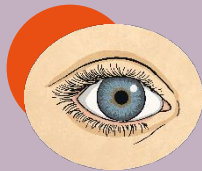
# Halloween Story Starters

When writing a Halloween story starter, we can use a number of different **techniques** to **captivate the reader** and make them want to read on. As our stories are Halloween-themed, we want to create a spooky and mysterious atmosphere.



# Setting Descriptions

Stories can open with a **setting description**; this helps the reader to vividly imagine that they are in the place where your story begins. We can use our senses to help when writing setting descriptions.

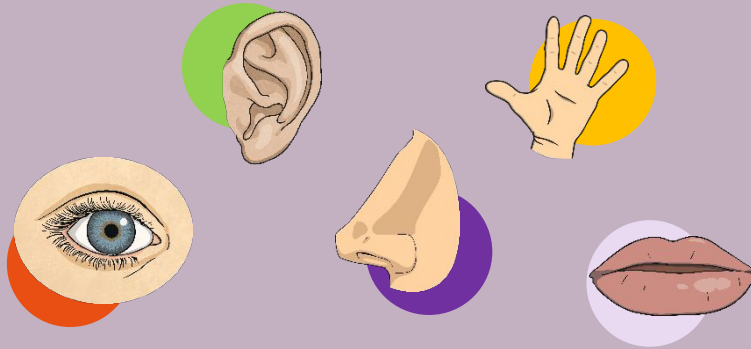


*The forest was deadly silent.  
Knotted, tangled branches  
pointed like witches' fingers  
towards the silver, full moon.  
On the forest floor, decaying,  
rotten leaves spread across  
the damp soil like a mouldy  
carpet.*

# Setting Descriptions

Can you use your senses to create a setting description about this haunted house?

Think about what you can **see**, **hear**, **smell**, **feel** and perhaps **taste**.



Halloween Story Starters

Next

# Character Descriptions

Stories can open with a **character description**. We can use interesting **adjectives** to describe a character effectively and make the reader intrigued to find out more about them.

*A mysterious figure shuffled slowly along the path. Her frail body was hunched over and she muttered grumpily to herself as she edged closer towards the door. Her crooked hand extended with long, curling fingernails as she reached slowly for the brass door handle.*



Halloween Story Starters

Next

# Character Descriptions

How would you describe this character?

Try to use **interesting adjectives** to describe the character's **appearance**.



Halloween Story Starters

Next

# Action

Stories can open with **action**. Starting with **action** engages the reader immediately with the story.



Priya ran as quickly as her legs could move through the misty forest. She heard the heavy footsteps catching up to her but she didn't dare stop to look at who was behind. All of a sudden, she caught her leg on an overgrown branch and tumbled head first into a pile of rotten leaves...

## Punctuation Top Tip

An **ellipsis** can be used to create suspense and tension.



# Action

Continue the extract below by writing the next two sentences. How could you include action?



*Above the fire, the cauldron  
hissed and crackled and  
sparks flew like fireworks into  
the sky.*



# Dialogue

Stories can open with dialogue. Dialogue immediately introduces your reader to the characters involved in your story and allows the reader to get to know the characters more.

*"Don't move, David! There's an enormous spider on your shoulder," shrieked Kelly as she shivered in fear.*



# Dialogue

Can you create a story starter that uses **dialogue** about this picture of a wolf?



# Rhetorical Questions

Stories can open with a **rhetorical question**. A **rhetorical question** is a question that is not answered straight away and it is often used to create dramatic effect. It leaves the reader wanting to find out more.



*Where did the door lead to?  
When would Matt return?*

Halloween Story Starters

Next

# Rhetorical Questions

Can you create a rhetorical question about this pumpkin?



Halloween Story Starters

Next

# Halloween Story Starters



## To Recap:

When writing a Halloween story starter, we can use a number of different techniques to engage the reader, such as opening with:

- a setting description;
- a character description;
- action;
- dialogue;
- a rhetorical question.



Remember to try to use effective vocabulary to create a mysterious and spooky atmosphere for your Halloween-themed stories.

twinkl

