

A decorative network diagram in the top-left corner, featuring a complex web of interconnected nodes and lines. The nodes are represented by small circles, some of which are highlighted with a blue dot in the center. The lines are thin and gray, creating a mesh-like structure.

STREAMLINE ONLINE

ELEMENTARY

UNIT 3 PEOPLE

3.2. REAL FRIENDS

A decorative network diagram in the bottom-right corner, similar to the one in the top-left. It shows a cluster of nodes connected by lines, with some nodes having a blue center dot.



WARM UP


**WORK IN GROUPS. DISCUSS WHAT DO
YOU LIKE AND DISLIKE IN PEOPLE**



LESSON PLAN

- Find out what makes a 'real' friend
- Learn to tell others how often do you do some things
- Find out what kinds of personality are there

Task 1. P.30, EX.1A. WORK IN PAIRS. LOOK AT
THE PHOTOS AND DISCUSS WHAT ARE
THESE TYPES OF FRIENDS. GIVE AN
EXAMPLE OF EACH.




A faint background graphic of a network diagram, consisting of numerous small blue circles (nodes) connected by thin grey lines, forming a complex web-like structure.

Task 2. WORK IN GROUPS. DISCUSS THE FOLLOWING QUESTIONS:

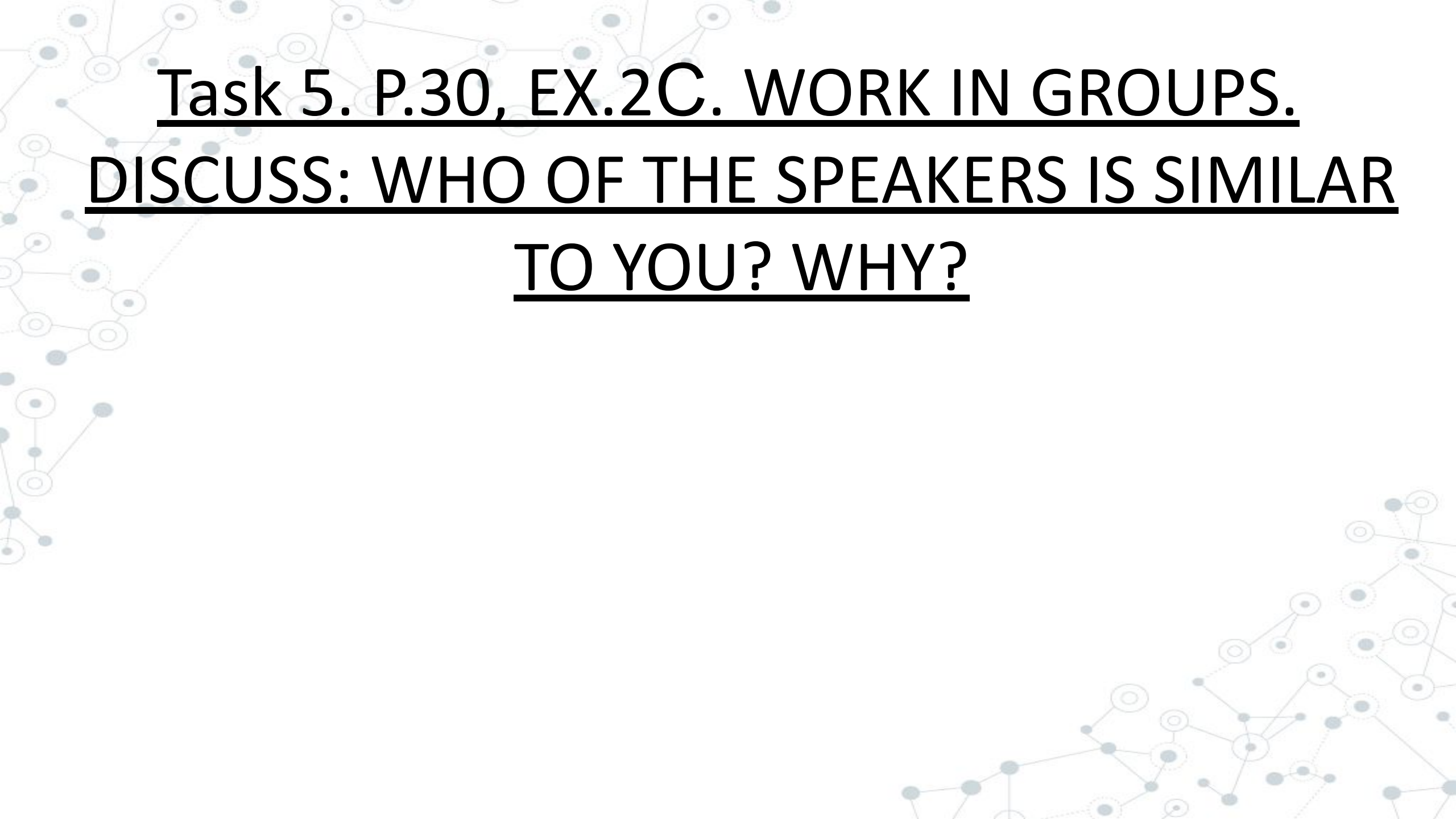
- ~~1. What is friendship for you?~~**
- 2. Have you got a lot of online friends?**
- 3. Have you got friends you see every week? What activities do you do with them?**
- 4. Have you got a real friend? What makes them real?**

Task 3. P.30, EX.2A. LISTEN TO THREE PEOPLE TALKING ABOUT THEIR FRIENDS. LINK THE NAMES AND TOPICS.

- 
- | | |
|------------------|---|
| 1 Hakim | a) talks about online friends. |
| 2 Bridget | b) talks about a friend he/she does things with. |
| 3 Jane | c) talks about his/her best friend. |

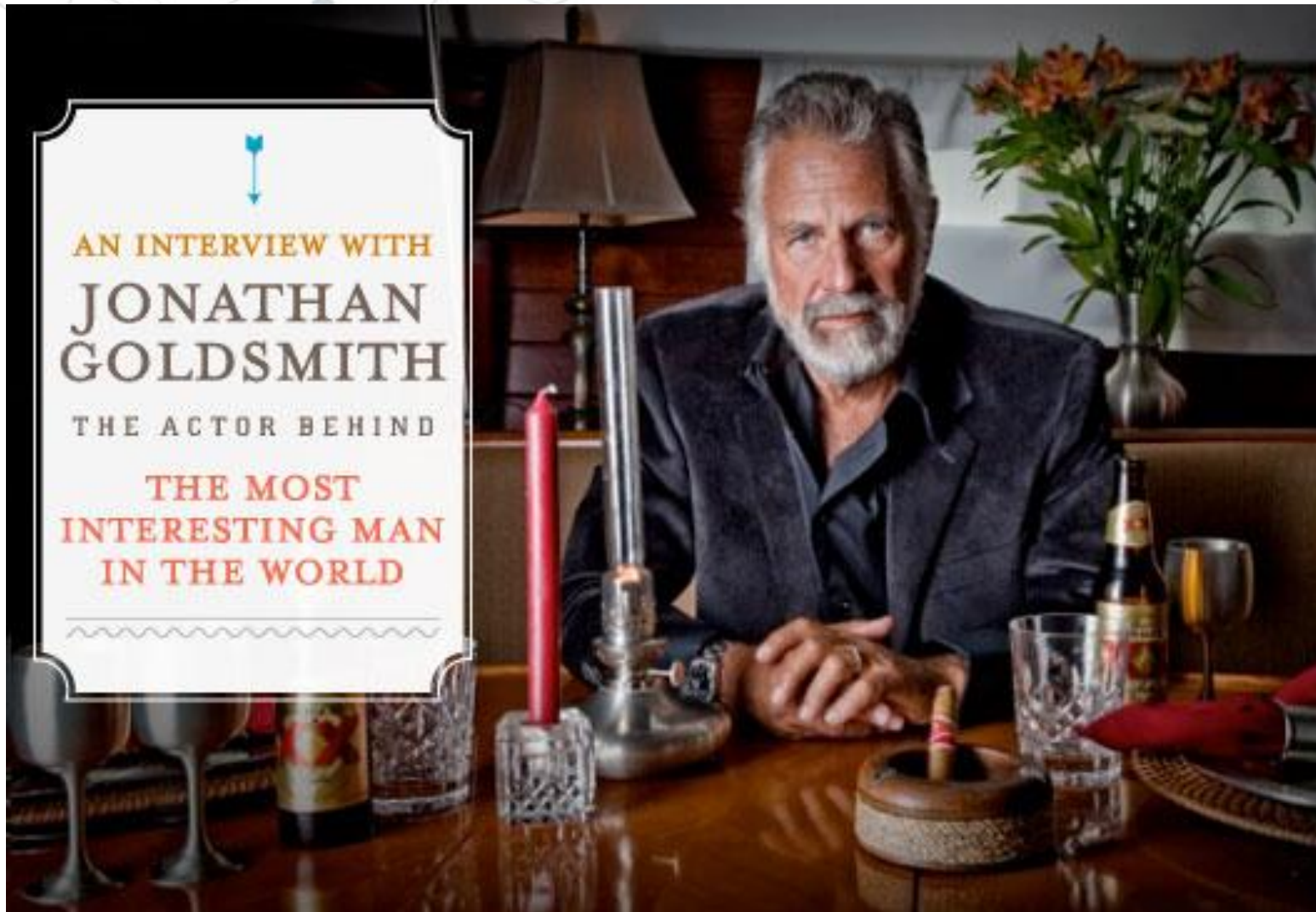
Task 4. P.30, EX.2B. LISTEN AGAIN AND TICK THE CORRECT ANSWER.

- 1 Hakim and Tomi *play tennis / go running ✓ / talk about personal things.*
- 2 Hakim *has got / wants / doesn't want lots of friends.*
- 3 Bridget *has got thirty / thirty-five / forty-five online friends.*
- 4 Mark *knows / doesn't know / meets all his online friends.*
- 5 Jane *talks to / visits / meets her sister every day.*
- 6 Jane *talks to / emails / doesn't see her friend Julie every day.*




Task 5. P.30, EX.2C. WORK IN GROUPS.
DISCUSS: WHO OF THE SPEAKERS IS SIMILAR
TO YOU? WHY?

INTERESTING




['intrəstɪŋ]

INTELLIGENT



[In'telɪdʒ(ə)nt]

KIND



[kaɪnd]

TALKATIVE




['tɔ:kətɪv]

FRIENDLY



['frendlɪ]


FUNNY



['fʌnɪ]

Task 5. P.31, EX.4A. MATCH THE ADJECTIVES IN THE BOX WITH PICTURES A-F.

interesting *D* intelligent kind talkative
friendly funny



STUPID



['stju:pid]

SERIOUS



['sɪəriəs]

BORING/DULL



['bɔːrɪŋ]

UNFRIENDLY



[ʌn'frendli]

QUIET



['kwaɪət]

UNKIND



[ʌn'kaɪnd]

Task 6. P.31, EX.4B. LOOK AT THE ADJECTIVES
IN THE BOX. FIND THE OPPOSITES TO THEM
IN EX.4A.

stupid *intelligent*
unfriendly

serious
quiet

boring
unkind

interesting *D* intelligent kind talkative
friendly funny

Task 7. P.31, EX.5A. COMPLETE 1-4 WITH THE CORRECT PHRASES IN THE BOX.

~~very interesting~~ not very interesting
interesting really interesting

- 1 ✓✓ = She's very interesting.
- 2 ✓✓ = She's _____.
- 3 ✓ = She's _____.
- 4 ✗ = She's _____.

Task 8. P.31, EX.5C. CORRECT THE WORDS IN BOLD IN FOUR OF THE SENTENCES. ONE OF THEM IS CORRECT.

- 1 I'm ^{really}~~not very~~ friendly. I love being with people.
- 2 I'm **very** quiet. I speak all the time.
- 3 I'm **not** funny. People often laugh at my jokes.
- 4 I'm **really** kind. I always help my friends.
- 5 I'm **not very** serious. I like studying and I don't like doing nothing.

Task 9. P.30, EX.3A. READ THE SENTENCES AND PUT THE ADVERBS IN BOLD IN THE CORRECT PLACE ON THE LINE BELOW.

- 1 At the weekends we **usually** play football or go running together.
- 2 Mark is **sometimes** on his computer for eight or ten hours.
- 3 We **often** visit each other or do things together.
- 4 We **hardly ever** see each other, maybe three or four times in the last five years.

never

always

0% 10%

40%

60%

80%

100%

ADVERBS OF FREQUENCY

NEVER	['nevə]	0%
HARDLY EVER	['hɑ:dli 'evə]	10%
SOMETIMES	['sʌmtaɪmz]	40%
OFTEN	['ɒfən]	60%-70%
USUALLY	['ju:ʒuəli]	80%
ALWAYS	['ɔ:lweɪz]	99,9%-100%



**FREQUENCY ADVERBS USUALLY
GO BEFORE MOST VERBS, BUT
AFTER THE VERB *TO BE*.**

**Ex. I *always* do my homework.
BUT! Leo is *never* happy.**

The background of the slide features a light gray, abstract network of nodes and lines. The nodes are represented by small circles, some of which are solid blue and others are hollow white with blue outlines. These nodes are interconnected by thin, light gray lines, creating a web-like pattern that is more dense on the left side and fades towards the right.

***USUALLY AND SOMETIMES CAN
ALSO GO AT THE BEGINNING OF A
SENTENCE.***

***Ex. Sometimes it's hard to learn
languages.***

Task 10. P.30, EX.3C. PUT THE WORDS IN THE CORRECT ORDER.

- 1 A / you / problems / often / with / friend / helps / real
A real friend often helps you with problems.
- 2 friends / other / understand / each / Real / always
- 3 friend / is / a brother or sister / real / sometimes / A
- 4 about / friends / ask / personal things / never / Real
- 5 disagree / Real / hardly ever / friends
- 6 are / age / the same / friends / Real / usually

Task 11. P.30, EX.3D. WORK IN GROUPS. TICK
THE SENTENCES YOU AGREE WITH.
COMPARE WITH YOUR GROUPMATES AND
EXPLAIN YOUR CHOICE.

A real friend often helps you with problems

Real friends always understand each other

A friend is sometimes a brother or sister

Real friends never ask about personal things

Real friends hardly ever disagree

Real friends are usually the same age

Task 12. WORK IN PAIRS. COMPLETE THE QUESTIONS WITH *ARE YOU* OR *DO YOU* AND DISCUSS THEM.

How often	are you/do you ...	you	your partner
	happy at the weekend?		
	meet your friends?		
	feel nervous?		
	at home all day?		
	go by bus without paying?		
	tired in the evening?		

A decorative network diagram in the top-left corner, featuring a complex web of interconnected nodes and lines. The nodes are represented by small circles, some of which are highlighted with a blue dot in the center. The lines are thin and grey, creating a mesh-like structure.

HOMEWORK

MEL – UNIT 3.2
QUIZLET (LINK IN THE CHAT)

A decorative network diagram in the bottom-right corner, similar to the one in the top-left. It shows a cluster of nodes connected by lines, with some nodes having a central blue dot.