



SW1 Product Manual

Product Feature | Q&A





Product Feature



Q&A



 Product Feature



Feature 1:

Japanese Imports

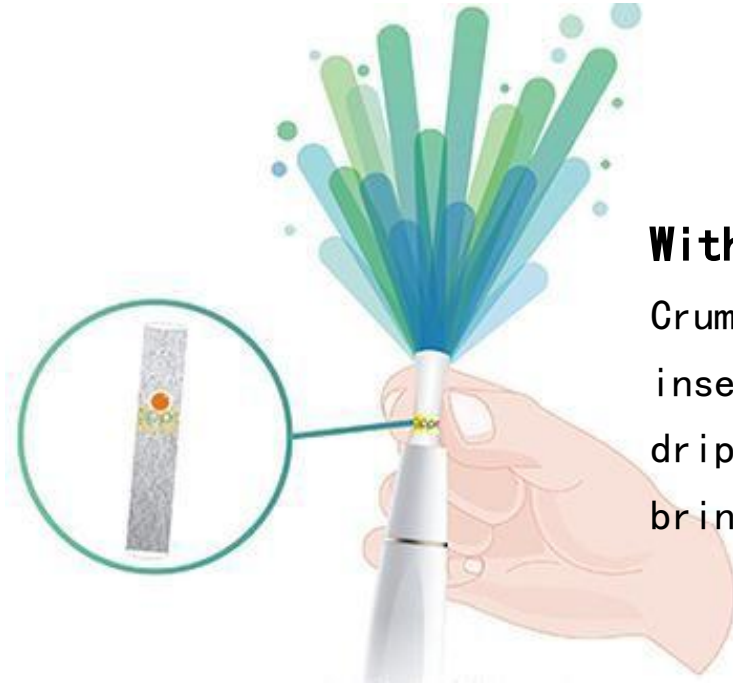
- Imported from Japan
- Simple business style
- Delicate touch
- Suitable for self-use and gift giving

Feature 2:

Multifunctional E-cigarette

Available to all accessories to enjoy double tastes.

- Throwaway
- Convenience
- Health and Safety



With : Flavor Sticks

Crumb the blast ball and insert flavor stick into drip tip. Mixed flavors bring richer taste



With : Relax Pipe

Extract of natural menthol, honeysuckle, chrysanthemum and monk fruit, beneficial to throat.



Feature 3:


Oil leakage proof, lock condensation

Built-in atomizer, prevent oil leakage and condensate
inlet, ceramic atomizer core, full smoke, soft taste.

Feature 4:

Simple to use, easy to get started

Automatic air flow induction, no button is needed, air suction is the switch. Magnetic connection, convenient and fast.





Feature 5:

Large capacity, long endurance

450mAh battery capacity, one charge enjoy a day, with USB charging cable, can be connected to the computer, charging treasure and other charging.

Feature 6:

Rich taste, real taste

Imported food grade raw materials from Japan, professional perfumer allocation, real reduction, a detoxification.

- Atomizer capacity: 0.85ml
- Puffs: About 300



奇妙薄荷味 0%尼古丁

清新淡雅的薄荷风味，吸入、细品薄荷入喉出喉的通透感。



杨枝甘露味 2%尼古丁

芒果的清香配上西柚甜中带酸的独特口感，始以香甜浓郁，终以清酸爽口，耐人寻味。



劲爽薄荷味 3%尼古丁

强烈的薄荷香味对鼻腔的冲击犹如冰川疾风呼啸而过，给燥闷夏日中的身体和灵魂双重清凉。



绿豆冰味 2%尼古丁

香甜的绿豆配上劲爽薄荷，深吸一口，仿佛回到炎热夏天胡同里叫卖绿豆冰棍的童年。



烟草味 2%尼古丁

柔和清淡的烟草味道，少了些粗狂，多了点清冽，静心品尝自在的味道，尽享惬意慵懒的时光。



日本烟油検査



日本食品級検測

Feature 7:

Food grade certification

Through the Japanese food analysis center inspection, 0 tar, 0 formaldehyde, 0 acetaldehyde, health for smoking, does not affect the family.

Basic Parameter:


Atomizer capacity: 0.85ML

Battery capacity: 450mAh

Heat core: Ceramic heat core

Charging time: 1.5 hours

Color: White \ Black



Package Content:

Device x1

User manual x1

Warranty card x1

Pocket x1

USB cable x1

Atomizer x2

flavor stick sample sack
x1

Nozzle x1



Instructions:



Take out the device and accessories from the package



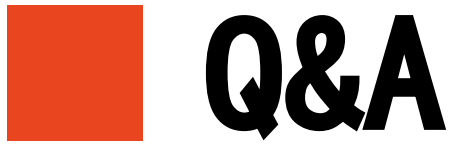
The interface between charger and device, insert USB plug into USB port of PC or power adapter



turn clockwise to tighten the atomizer



Crumb the blast ball and insert flavor stick into drip tip, flavor stick compatible third-party-developed accessories



Q&A

SW1 Common problem—don't smoke

✘ The hole on the battery rod is the air inlet, do not plug it during use



The atomizer channel is blocked

Cause: The channel of the atomizer is blocked by foreign matter due to improper storage

Solution: Turn the hole down on the atomizer and knock out the foreign matter in a flat place



Bad contact with atomizer

Cause: The bottom contact of the atomizer is not properly connected with the heating probe in the battery pole

Solution: Wipe the bottom contacts of the atomizer with a soft cloth or insert the atomizer and move slightly



Hot wire fracture

Cause: Accidental collision or temperature overload, resulting in the hot wire in the pole of the electric pool to break

Solution: Please contact the official after-sale service as soon as possible

SW1 Common problem-verbrennen

✂ Small mouth is suggested to suck slowly, do not dry suck



Misemploy

Reason: the smoke oil did not touch the bottom in the process of use, and directly heated the bottom of the smoke bomb, emitting a mushy taste

Solution: Pay attention to the vertical use, let the smoke oil contact the bottom of the vaporizer, fully heated



Too little smoke oil left

Reason: There is not enough smoke oil in the heating process, which leads to uneven heating and produces a paste taste

Solutions:
Replace with a new atomizer



Condensate accumulates

Reason: The smoke sticks to the atomizer when it is cold, resulting in the retention of cold condensation liquid. When the retention is too much, high temperature heating will give off a

Solution: Clean the condensate in the battery rod timely and keep the rod and the bottom of the atomizer dry

SW1 Common problem-oil leak

✂ Distinguish between condensate and oil leakage



Misemploy

Reason: The oil filling port and the suction port of the atomizer are the same channel, and non-vertical storage may lead to oil leakage

Solution: pay attention to the usage. When not in use, remove the fogger and seal it and store it as vertically as possible



Knock against caused

Reason: The structure of the atomizer was loosened due to accidental knock, resulting in cracks and oil leakage

Solution: Replace other atomizers, and do not knock against them in daily use



Defective workmanship

Reason: The atomizer was not sealed completely in the production process, and there was a gap leading to oil leakage

Solution: Please contact the official after-sale service as soon as possible

THANK YOU

