

**Secondary school №1**

# **FAMILY TREE**

---

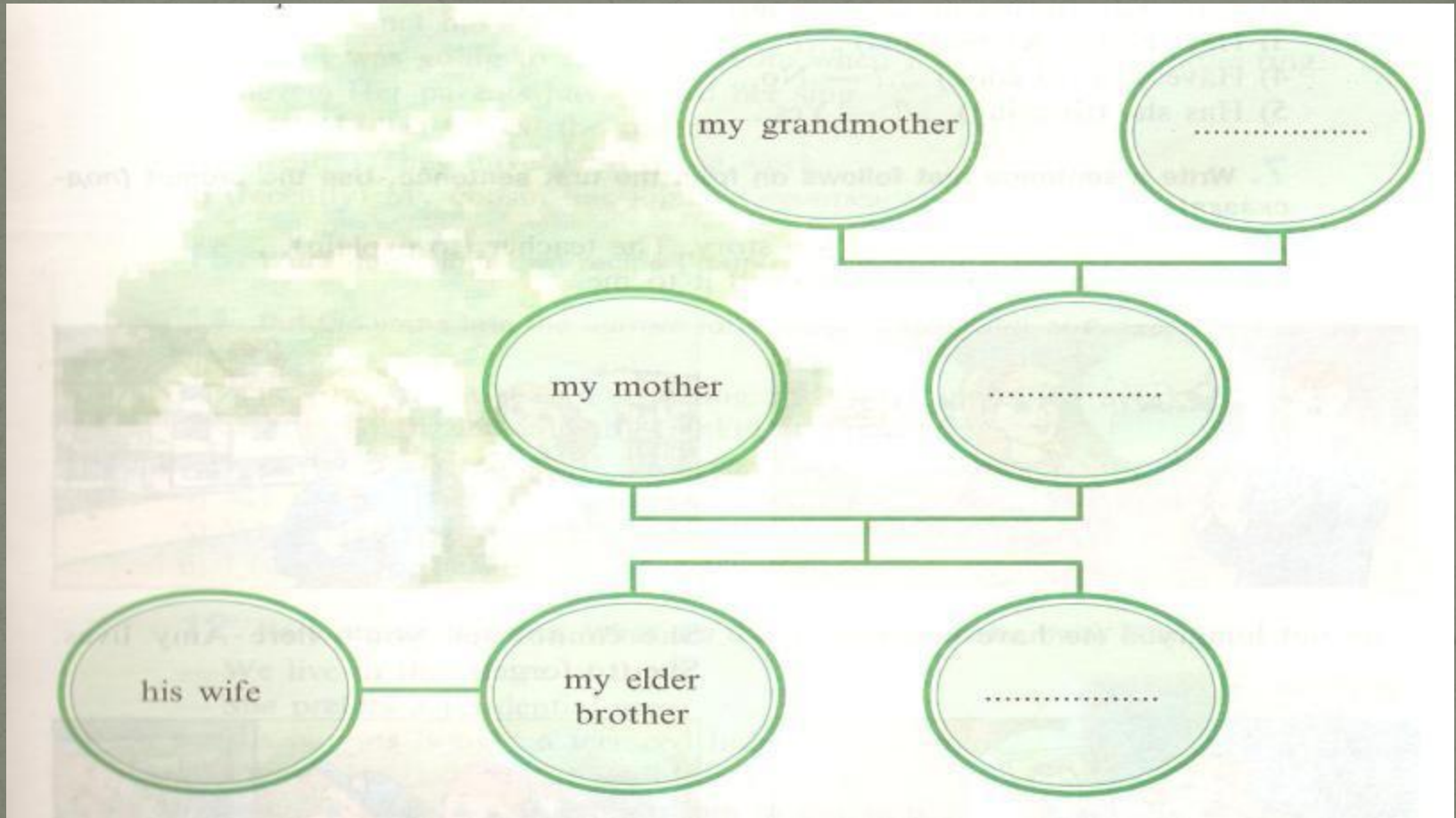
**The work has  
been done:**

**by Tiunova Kate**

**The teacher:**

**Obukhova N.A.**

# Example



# The scheme of the tree



# The definition

*Genealogia* is (a Greek word) a historical discipline studying an origin and relatives of different kinds and persons of a various social origin.

***The aim  
design family tree***

***Tasks***

- to collect information about relatives***
- to translate into English***
- to work out the scheme of the family tree***

***Methods***

- to take an interview with relatives***
- to work with family file (photos, letters, diaries)***

***I would like to design an electronic album of my family.***

# Passport

## The first stage- preparation

| <b>What to do ?</b>                                 | <b>How to do ?</b>                           | <b>Participant</b>                  | <b>Responsible</b>          | <b>Date</b>      |
|---|--|-------------------------------------|-----------------------------|------------------|
| <b>1. to collect information about relatives</b>    | <b>to work with albums, letters, dairies</b> | <b>Tiunova K.</b>                   | <b>Tiunova K.</b>           | <b>January</b>   |
| <b>2. to talk with parents about relatives</b>      | <b>to take an interview</b>                  | <b>Tiunova K. parents relatives</b> | <b>Tiunova K.</b>           | <b>January</b>   |
| <b>3. to work out the scheme of the family tree</b> | <b>to work in the Internet</b>               | <b>Tiunova K. a sister</b>          | <b>Tiunova K. a teacher</b> | <b>Febru-ary</b> |

## The second stage – writing

|   |   |                   |                   |              |
|---|---|-------------------|-------------------|--------------|
| <b>1. to work with information</b>                    | <b>to write texts using symbols as a plan</b> | <b>Tiunova K.</b> | <b>Tiunova K.</b> | <b>March</b> |
|   | <b>to translate texts into English</b>        | <b>Tiunova K.</b> | <b>Tiunova K.</b> | <b>March</b> |
|   | <b>to scan photos</b>                         | <b>Tiunova K.</b> | <b>Tiunova K.</b> | <b>March</b> |
| <b>2. to design an electronic album “Family Tree”</b> | <b>to make slides (presentation)</b>          | <b>Tiunova K.</b> | <b>Tiunova K.</b> | <b>March</b> |

# Symbols

- Date of birth
- + Date of death
- ? Education
- ~ Job (occupation)
- x Wedding
- 😊 Children
- \* Participant of the WWII
- ★ Reward



## The third stage - conclusion

|   |   |                             |                             |              |
|---|---|-----------------------------|-----------------------------|--------------|
| <b>1. to make a conclusion</b>                  | <b>to appreciate all stages</b>                         | <b>Tiunova K. a teacher</b> | <b>Tiunova K. a teacher</b> | <b>March</b> |
| <b>2. to perform the results of the project</b> | <b>to show the project to relatives, and classmates</b> | <b>Tiunova K.</b>           | <b>Tiunova K.</b>           | <b>April</b> |

# FAMILY TREE



**The work has  
been done  
by Tiunova Kate**




**My greatgrandparents**



**My greatgrandparents**




**My greatgrandparents**



**My grandparents**



**My grandparents**



**My father**



**My mother**



**My elder sister**



**It's me**



# My Greatgrandparents

My greatgrandmother worked on the fields helping our country to make the victory.



My greatgrandfather was a blacksmith. He was a participant of three wars (the Finnish War, The Civil War, The Great Patriotic War). He was awarded the Order of the Red Star for heroism.



# My Greatgrandfather

He was a sergeant.  
He took part in heavy  
fighting near  
Stalingrad and  
destroyed two tanks.  
The attack was  
stopped.

