


Послушать,
прочитать,
прописать, выучить.




2  Listen and stick. Then listen and say.

1



bag

2



book

3



pencil case

4



pen

5



pencil

6



crayon

7



ruler

8



pencil
sharpener

9



rubber

10



scissors

Послушать,
прочитать.



3 Find the classroom objects on page 20.

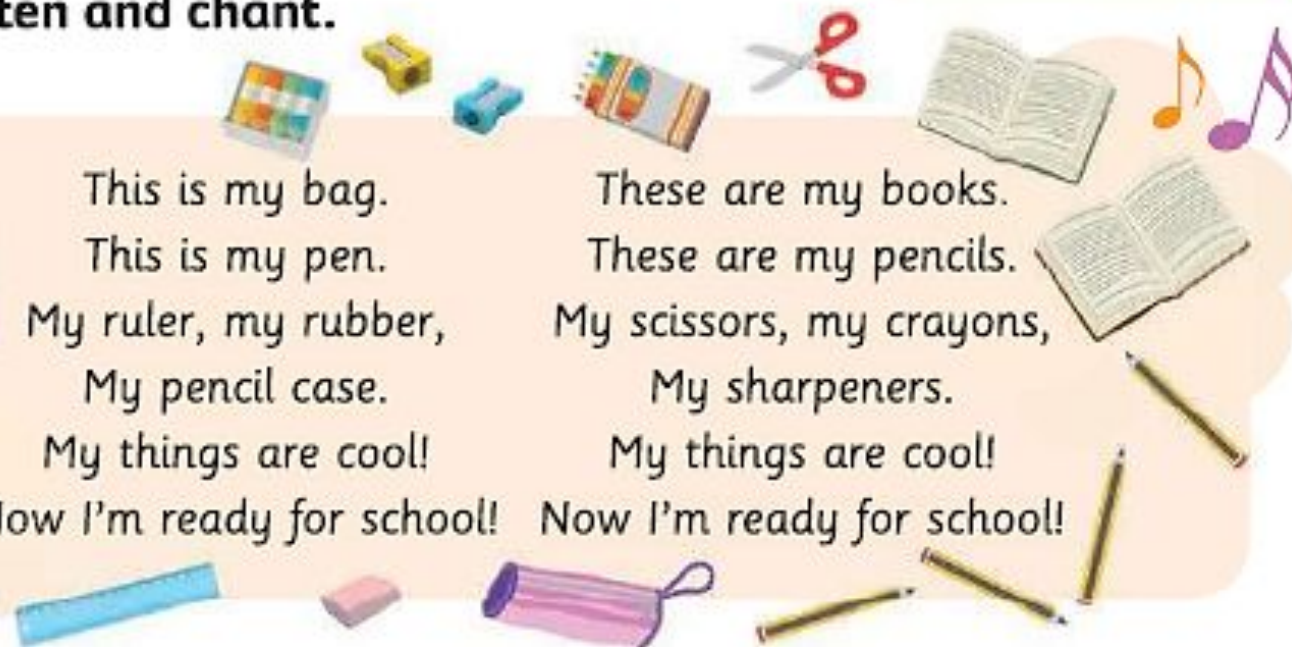
one bag – two bags

4 Listen and chant.



This is my bag.
This is my pen.
My ruler, my rubber,
My pencil case.
My things are cool!
Now I'm ready for school!

These are my books.
These are my pencils.
My scissors, my crayons,
My sharpeners.
My things are cool!
Now I'm ready for school!



The computer



3 After you read Look at the story. Read and tick (✓).



1 These are my books.

2 This is my pen.

3 These are my rulers.


☐

☐

☐

☐

☐

☐

4 Act out the story.

5 Design your computer.

Values
Be tidy