



GOOGLE  
SLIDES



BUILD A  
LEPRECHAUN








# DIRECTIONS



1. Drag and drop each image to your leprechaun.
2. Type or write about your leprechaun.
3. **Click file**, scroll down to **download**, and scroll down to jpeg current slide or png current slide to view or share your leprechaun .









# Build A Leprechaun From Scratch Challenge!

Can you build  
this same  
leprechaun?  
It's Your Turn!  
Click the next  
slide.





Name:

# write and share!



## My leprechaun \_\_\_\_\_.

Type or download the current slide to write about your leprechaun below.

Blank area for writing about the leprechaun.

Download and color.

