




*Первый раз в первый класс*

**РАЗ, ДВА, ТРИ,  
СЛУШАЙ И  
СМОТРИ!**

**ТРИ, ДВА, РАЗ,  
МЫ НАЧНЁМ  
СЕЙЧАС!**





ЛЕСНАЯ  
ШКОЛА









**Ы**

**СЫ** | **МЫ**

**РЫ** | **РЫ**


**МЫ** | **СЫ**




о-са	шар	ра-ма	сом	шар
о-сы	ша-ры	ра-мы	со-мы	сыр



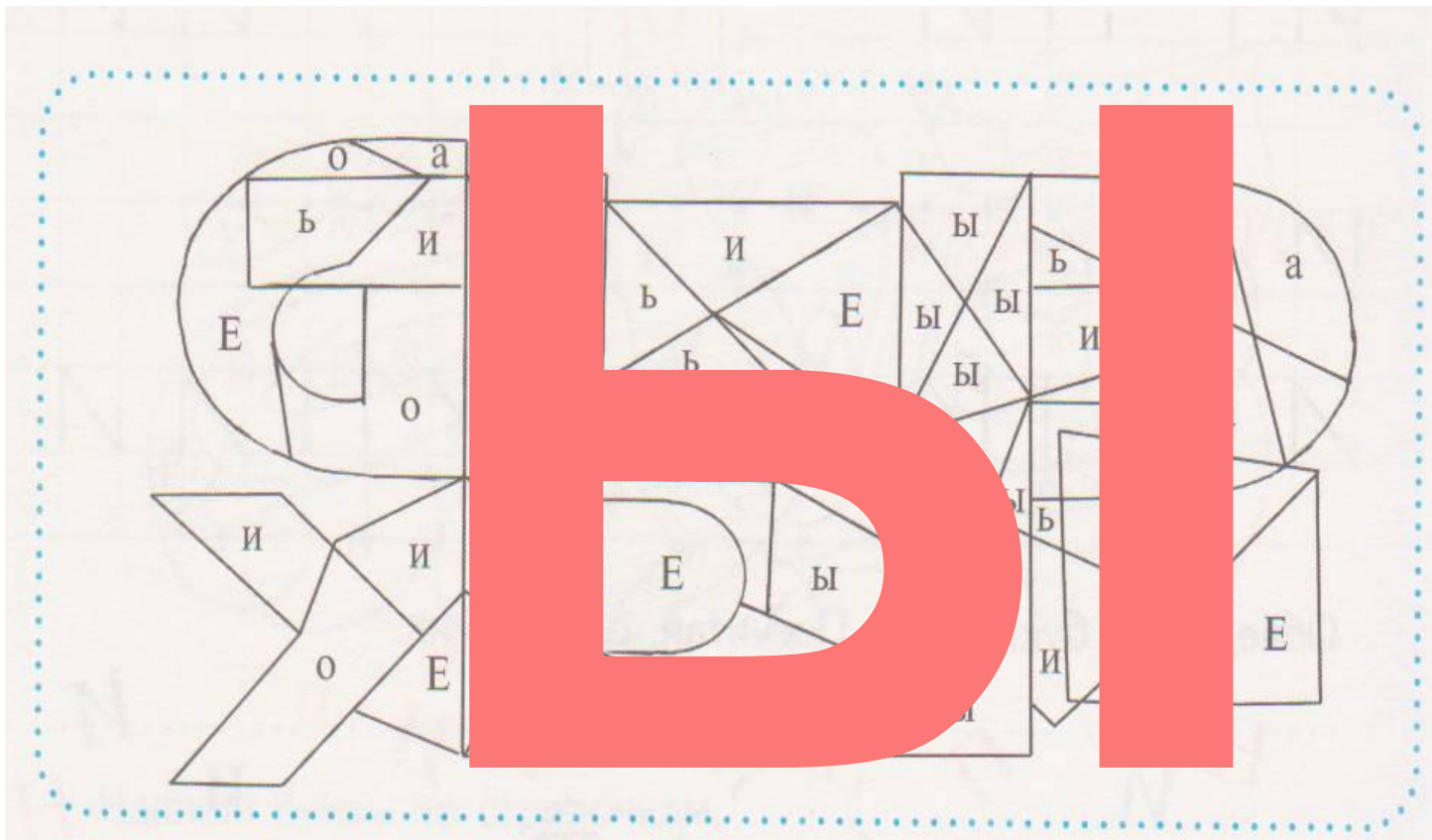
У о-сы у-сы.  
 У со-ма у-сы.  
 У Ро-мы шар.  
 У Му-ры ша-ры.



У ма-мы Ро-ма.  
У ма-мы Му-ра.  
Мы у ма-мы.



о-сы	ша-ры	сы-ры	ра-ма	хор
о-са	шар	сыр	ра-мы	хо-ры



Handwriting practice sheet for the Hebrew letter 'ב' (Bet) on a four-line grid. The sheet is divided into three horizontal sections.

**Top Section:** Shows the stroke order for writing the letter 'ב'. On the left, a solid 'ב' is formed with a vertical line and a curved bottom. On the right, a dashed 'ב' is shown with pink arrows and curved arrows indicating the stroke direction. In the center, a large orange 'ב' is displayed.

**Middle Section:** A row of dashed 'ב' characters for tracing. The first three are solid black, and the next three are dashed. Each has pink arrows showing stroke order. This is followed by a series of dots representing the letter 'ב' with a vowel mark (Dagesh).

**Bottom Section:** A row of solid black 'ב' characters for independent practice. The first three are simple 'ב' characters, and the last three are 'ב' characters with a vowel mark (Dagesh).



сыр



шары



усы

# Физминут ка































Молодц  
ы!



$2+2=$

$ax+by=c$

# Математик а

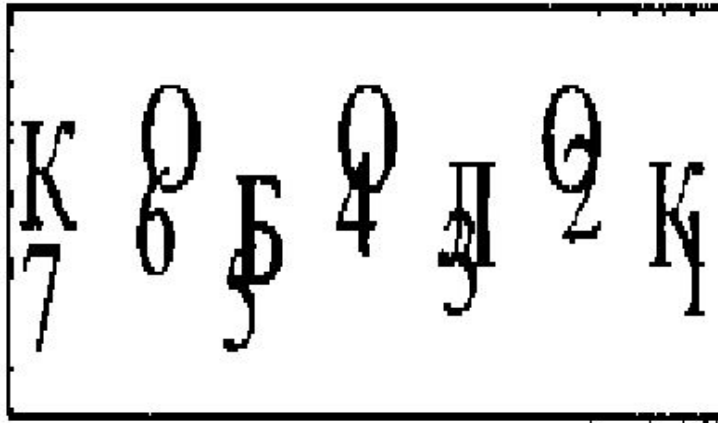


Аа Бб Вв ...

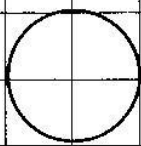
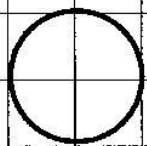


$$\begin{array}{r} 25 \overline{) 5} \\ \underline{25} \phantom{0} \\ 0 \end{array}$$

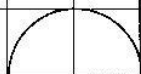




1 2 3 4 5 6 7  
К О Л О Б О К



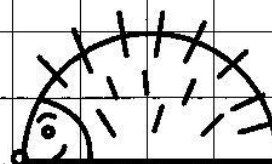
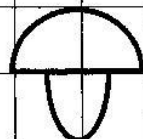
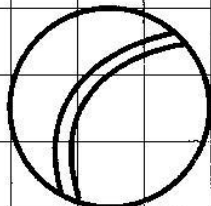
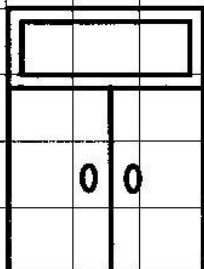
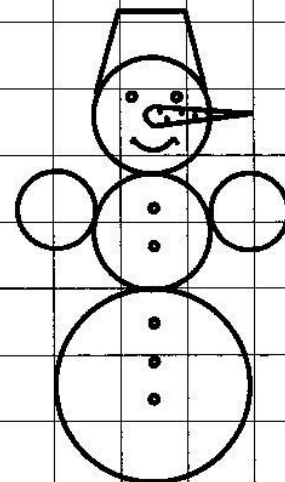
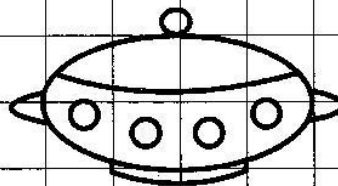
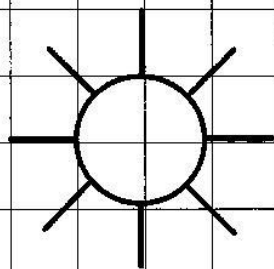
круг

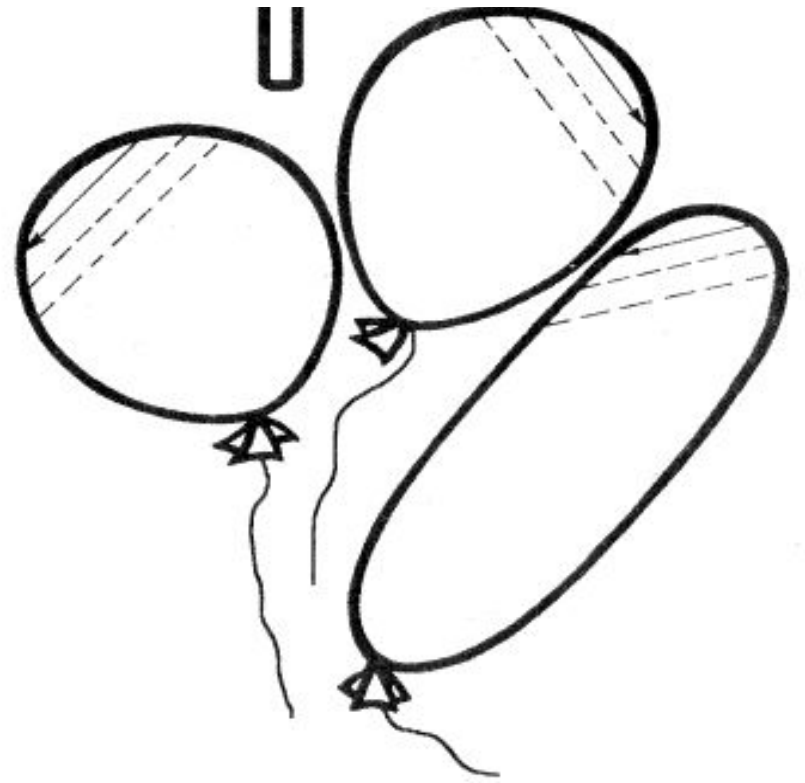


полукруг




Найди картинки, в которых встречаются круг и полукруг, раскрась их:









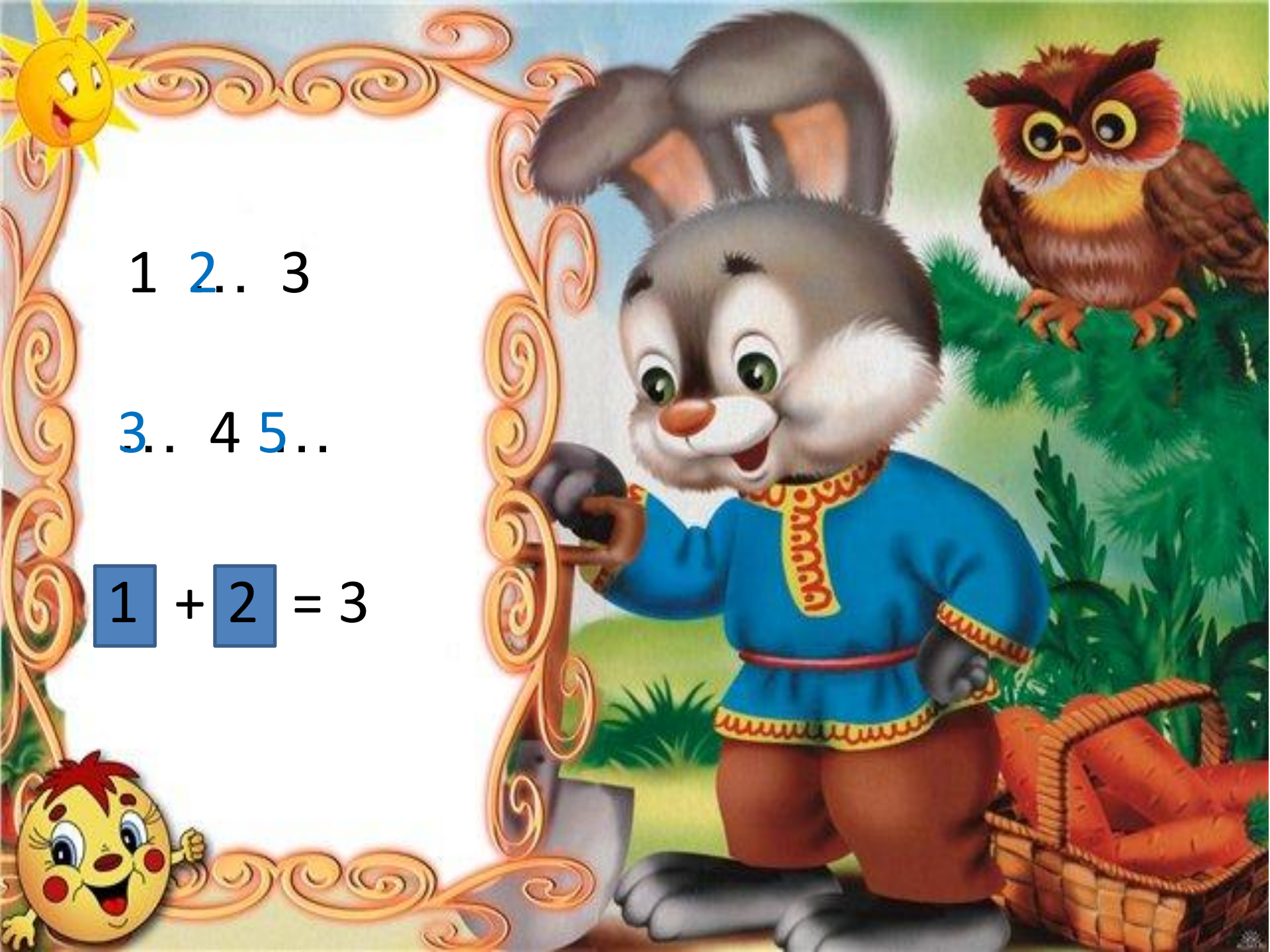




1 2. 3

3.. 4 5..

$$\boxed{1} + \boxed{2} = 3$$





$$>2$$

$$<5$$

$$>6$$

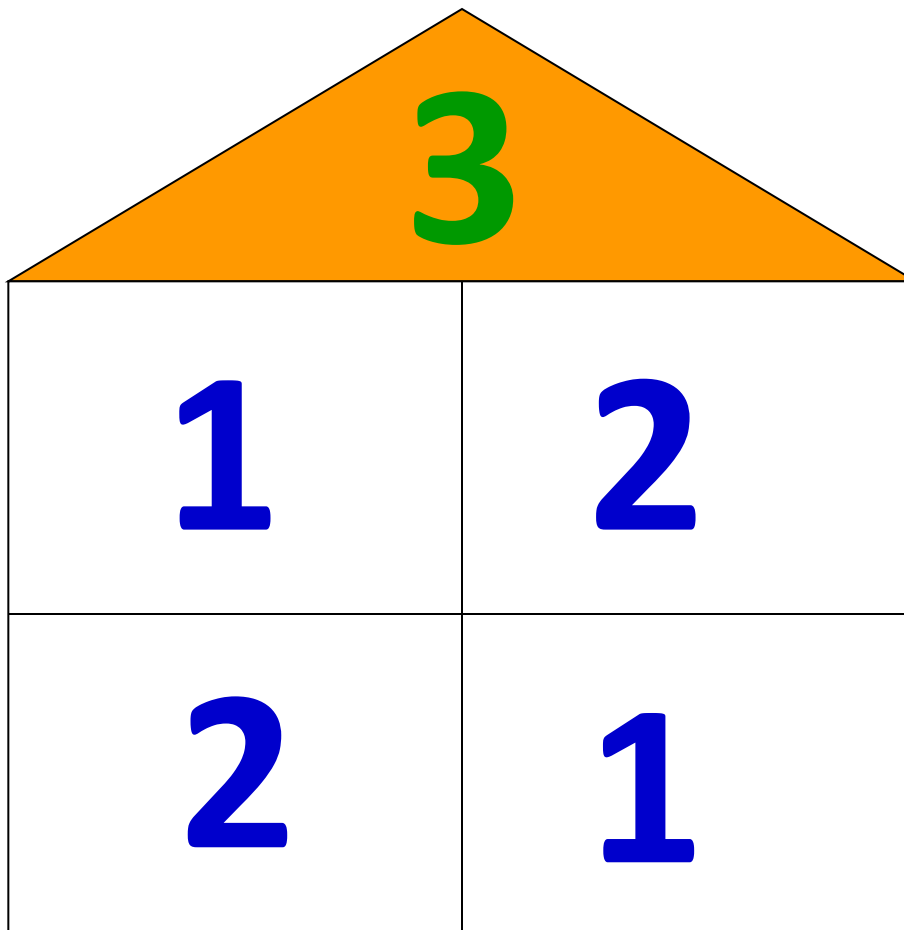
$$<4$$

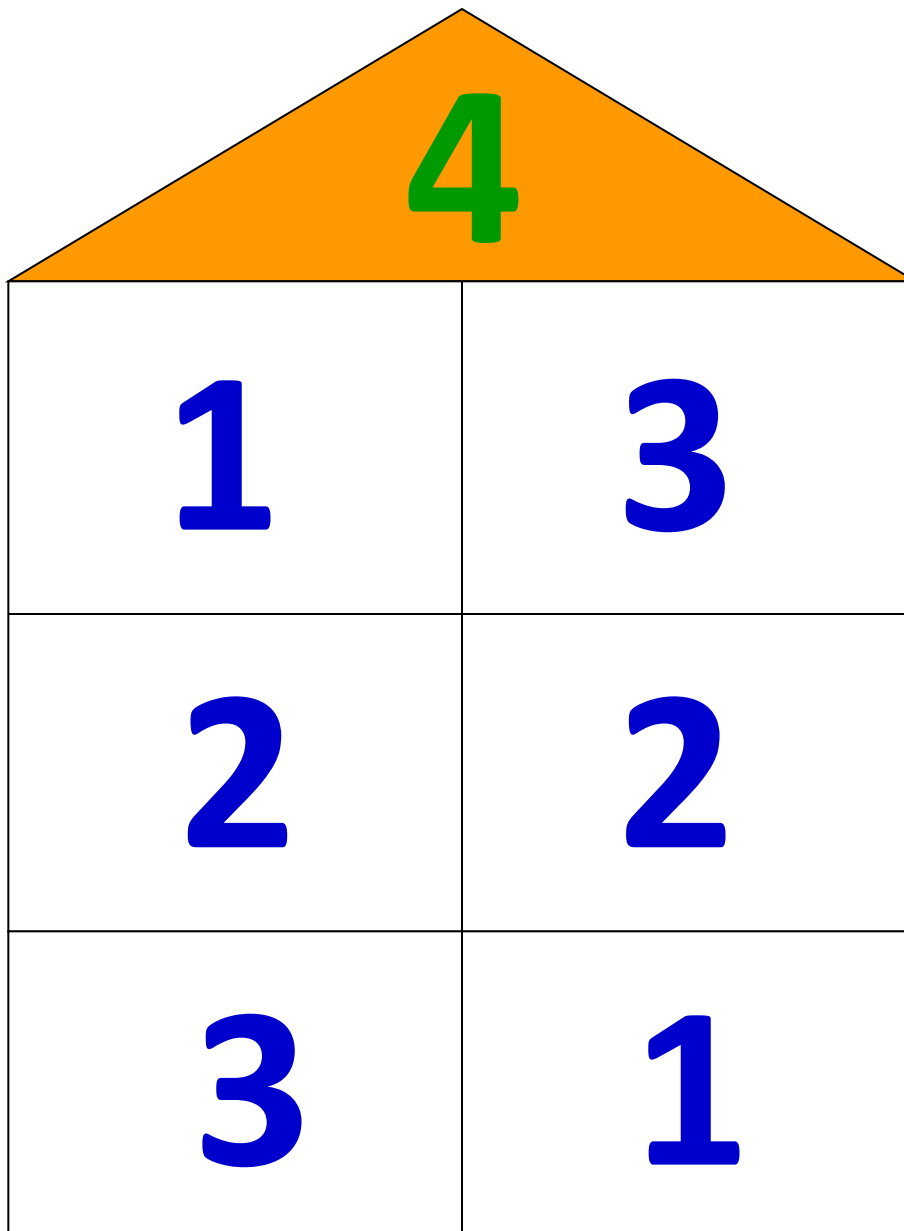
1

2

3













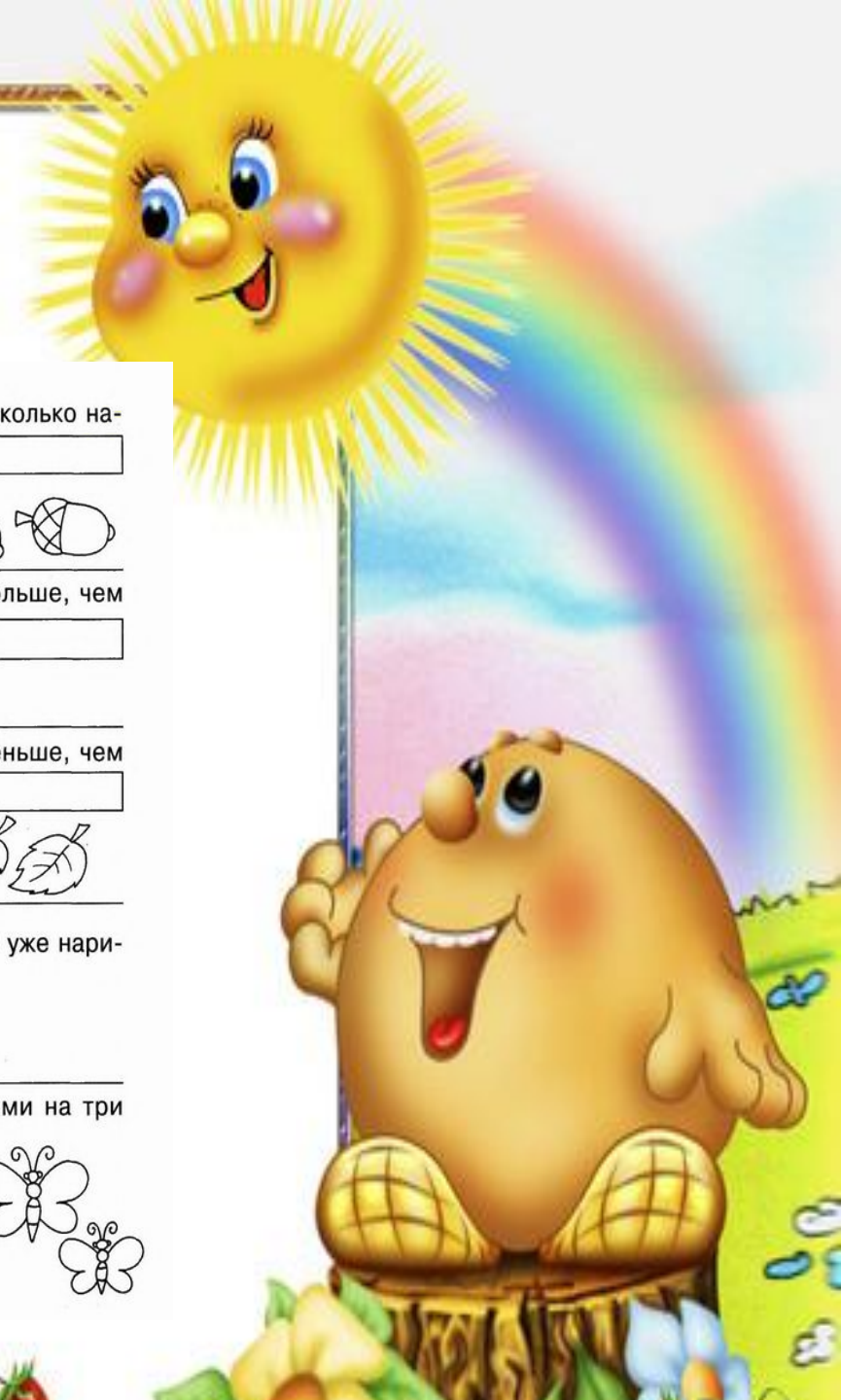


$$4 - 2 = 2$$

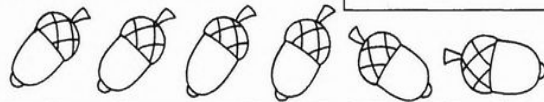









Нарисуй в рамке столько кружков, сколько нарисовано желудей.




Нарисуй в рамке кружков на два больше, чем нарисовано грибов.



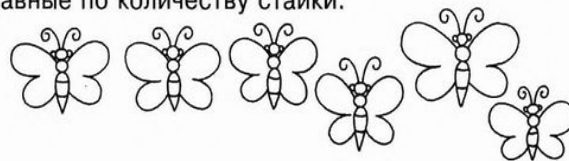
Нарисуй в рамке кружков на три меньше, чем нарисовано листьев.



Дорисуй столько же цветов, сколько уже нарисовано.



Раздели этих бабочек двумя линиями на три равные по количеству стайки.



A colorful cartoon illustration. On the left, a fox with orange fur and a white muzzle, wearing a red apron with white polka dots over a white shirt, stands with its mouth open and hands raised in a surprised or excited expression. To its right, a brown bear with a large nose and a wide smile waves with its right hand. The background is a bright blue sky with stylized white clouds. A decorative blue frame surrounds the scene. On the right side, there are several butterflies: a yellow and orange one, a pink one, and a blue one. Below the butterflies are various plants, including a tall stem with blue and purple flowers, a bush with red berries, and a basket filled with yellow flowers. The overall style is bright and cheerful.

**ДО НОВЫХ  
ВСТРЕЧ!**