

Where is the ball? Choose IN, ON, UNDER, IN FRONT OF, BEHIND, NEXT TO, or BETWEEN.



The ball is \_\_\_\_\_ the box.



The ball is \_\_\_\_\_ the box.



The ball is \_\_\_\_\_ the box.



The ball is \_\_\_\_\_ the box.



The ball is \_\_\_\_\_ the box.



The ball is \_\_\_\_\_ the box.



The ball is \_\_\_\_\_ the box.

Where is the ball? Choose IN, ON, UNDER, IN FRONT OF, BEHIND, NEXT TO, or BETWEEN.



The ball is \_\_\_\_\_ the box.



The ball is \_\_\_\_\_ the box.



The ball is \_\_\_\_\_ the box.



The ball is \_\_\_\_\_ the box.



The ball is \_\_\_\_\_ the box.



The ball is \_\_\_\_\_ the box.



The ball is \_\_\_\_\_ the box.



# February 2022

Wk	Sun	Mon	Tue	Wed	Thu	Fri	Sat
5			1	2	3	4	5
6	6	7	8	9	10	11	12
7	13	14 <small>Valentine's Day</small>	15	16	17	18	19
8	20	21 <small>Presidents' Day</small>	22	23	24	25	26
9	27	28					




# Prepositions of Place


In




On




Under




Behind




Next to



In front of




Between





An alien



behind  
the desk.

**An alien**



**ON  
the stove**

A ghost



under  
the desk.



1) Where is the cat ?

It is on the computer.



2) Where is the cat ?

.....



3) Where is the cat ?

.....




4) Where is the cat ?

.....



5) Where is the cat ?

.....



6) Where is the cat ?

.....




7) Where is the cat ?

.....





## HOME TASK:



**Home task: Выдаётся на уроке в среду  
02.02.22. Сделать на понедельник  
07.02.22**

- 1. Прочитать предложения и нарисовать предметы.**
- 2. Вписать предлоги места.**



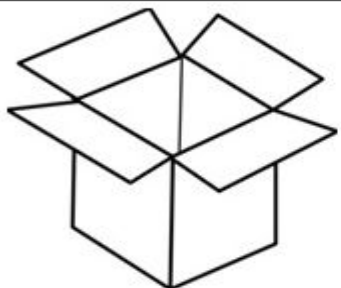
# Prepositions: in, on, under



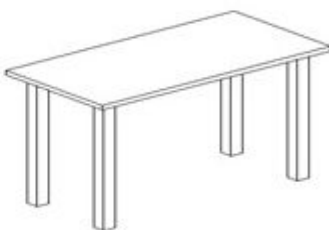
Draw an apple **on** the chair.



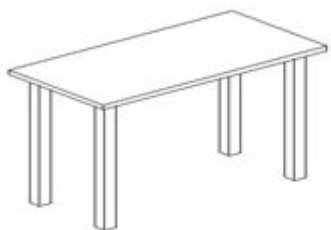
Draw an apple **under** the chair.



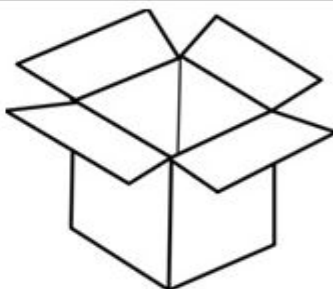
Draw a ball **in** the box.




Draw a car **under** the table.



Draw a car **on** the table.



Draw a doll **in** the box.



**Animated!**

8. There is a piano **in** the living room.

9. The apple is **on** the table.

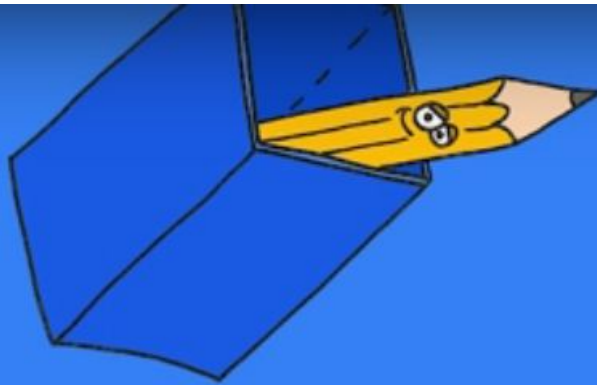
10. The clock is **on** the wall.

11. The computer is **behind** the armchair.

12. The table is **between** the armchairs.

13. There is a cat **on** the piano.

14. There is a picture **on** the wall.



# WHERE IS IT?



Where\_is\_it\_.mp4





In\_Front\_Of\_\_Behind\_\_Between\_\_\_Prepositions\_Song\_for\_Kids.mp4



**shirt**



**T-shirt**



**dress**



**skirt**





**shorts**



**sandals**



**swimsuit**



**sunglasses**





**watch**



**umbrella**

[https://youtu.be/xAkBpf\\_mv0](https://youtu.be/xAkBpf_mv0)

[https://youtu.be/A1Ge6ndnh\\_4](https://youtu.be/A1Ge6ndnh_4)



**shirt**



**T-shirt**



**dress**



**skirt**



**shorts**



**sandals**



**swimsuit**



**sunglasses**






**watch**



**umbrella**

# Working with cards on the floor, “Zombie game”





ee  
ea

ch

**Reading  
is Fun**

th

ph

wh

sh





# Sounds Are Fun

PHONIC DEVELOPMENT STAGE 1 Digraphs, Monographs, Digraphs, Digraphs

ch  chicken	sh  ship	th  thirteen	wh  whale
ar  car	ay  crayons	oo  boots	oo  cook
ow  cow	ow  window	ee  bee	ey  key
er  flowers	ir  girl	ur  nurse	all  ball



# Sounds Are Fun

PHONIC DEVELOPMENT STAGE 2 Digraphs, Monographs, Digraphs, Digraphs

oy  boy	oi  poison	ou  house	ew  screw
aw  saw	au  saucer	or  horse	ear  ears
ea  seal	oa  goat	ai  snail	air  chair
a-e  cake	i-e  bike	o-e  globe	igh  light

Student №1	<b>name</b>	<b>men</b>	<b>note</b>	<b>pig</b>	<b>my</b>	<b>cub</b>
Student №2	<b>van</b>	<b>tree</b>	<b>fog</b>	<b>time</b>	<b>hymn</b>	<b>cube</b>
Student №3	<b>man</b>	<b>Pete</b>	<b>lynch</b>	<b>drive</b>	<b>log</b>	<b>dune</b>
Student №4	<b>take</b>	<b>hen</b>	<b>rode</b>	<b>cut</b>	<b>cry</b>	<b>pig</b>
Student №5	<b>place</b>	<b>green</b>	<b>stone</b>	<b>side</b>	<b>type</b>	<b>prune</b>
Student №6	<b>table</b>	<b>three</b>	<b>globe</b>	<b>kite</b>	<b>rye</b>	<b>cute</b>
Student №7	<b>bat</b>	<b>pet</b>	<b>top</b>	<b>sit</b>	<b>myth</b>	<b>mug</b>
Student №8	<b>pan</b>	<b>street</b>	<b>hut</b>	<b>nine</b>	<b>hop</b>	<b>tune</b>
Student №9	<b>face</b>	<b>get</b>	<b>bone</b>	<b>pit</b>	<b>gyp</b>	<b>duke</b>
Student №10	<b>ten</b>	<b>meet</b>	<b>wig</b>	<b>pipe</b>	<b>why</b>	<b>tub</b>
Student №11	<b>can</b>	<b>plate</b>	<b>mop</b>	<b>home</b>	<b>system</b>	<b>try</b>



# Prepositions





in



under



on



in front of

For coins



behind

eg. Where is the mouse?



1. Where is the man?



2. Where is the frog?



3. Where are the pumpkins?



4. Where is the cat?



5. Where is the bus?



6. Where are the eggs?



6. Where are the eggs?



7. Where is the lamp?



8. Where is the girl?



9. Where is the mouse?


Simon's  
Cat








## HOME TASK:



**Home task: Выдаётся на уроке  
понедельник 07.02.22. Сделать на  
среду 09.02.22.**

**1. Посмотреть на картинку и вставить  
предлоги места по смыслу.**

Where is the ball? Choose IN, ON, UNDER, IN FRONT OF, BEHIND, NEXT TO, or BETWEEN.



The ball is \_\_\_\_\_ the box.



The ball is \_\_\_\_\_ the box.



The ball is \_\_\_\_\_ the box.



The ball is \_\_\_\_\_ the box.



The ball is \_\_\_\_\_ the box.



The ball is \_\_\_\_\_ the box.



The ball is \_\_\_\_\_ the box.






A fish has stolen  
a hat. And he'll  
probably get  
away with it.

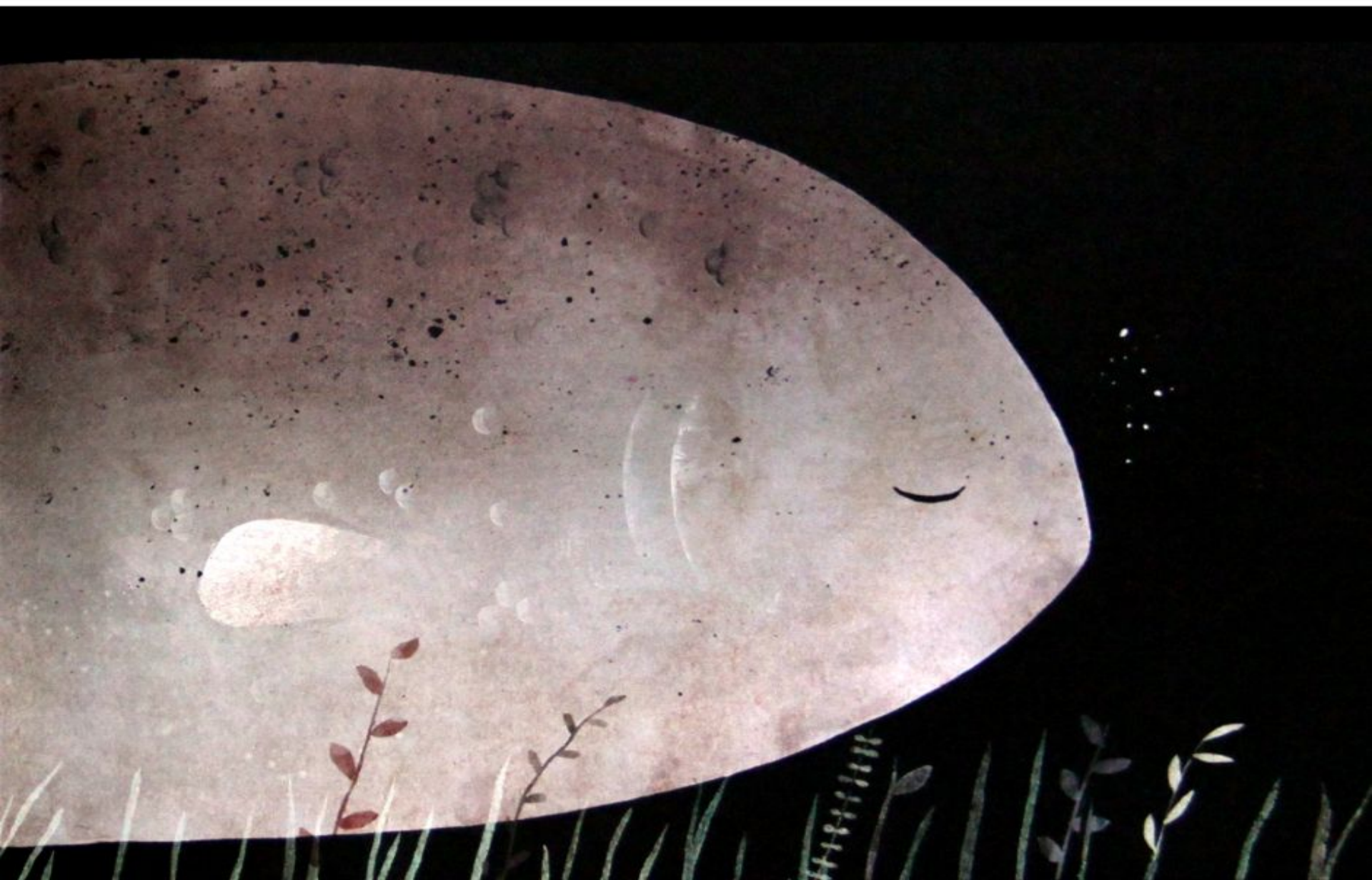


I stole it from a big fish.






He was asleep when I did it.








And even if he does notice that it's gone,


And even if he does guess it was me,



he won't know where I am going.







There is someone who saw me already.  
But he said he wouldn't tell anyone  
which way I went.





Nobody will ever find me.





