


Unit 1 Lesson 3

Going to My Friend's Home

Objective: Provide an expectation learning.

1. Give a brief introduction of the learning goals for the lesson.





Warm-Up

Party Time

Objective: Preview the story.
1. Ask questions about the picture.
2. Build up the background for the video.

Talk Together

- **Video's Background** What do you see in the picture?
- **Who's Background** Where do they live?
- **Video** They live in the ocean. What other animals live in the water?



Objective: Learn key words.

1. Have students listen to the story.
2. Ask the key question.
3. Teach the vocabulary and key sentence.

What's this?

This is a **sea turtle**.





Vocabulary Fun

Objective: Review key words.

1. Have students practice the vocabulary.

2. Above level kids can ask and answer a question by themselves.

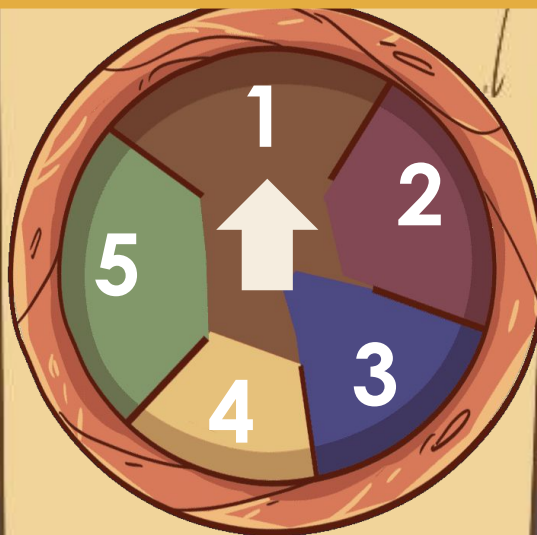
1

2

3

-What's this? -This is a ____.

4



5

5 min

Objective: Preview and predict.
1. Talk about the cover.
2. Q&A to set a purpose.

title

Going to My Friend's House



Printable Concept

1. What is the title of the story?

Preview

2. What do you see in the picture?

Set a Purpose

3. Where do you think the frog will go?
The frog will go to see his friends. Where do they live? Let's go to see and fill up this chart. (Click the red dot to show the setting chart)

Animals




Where
It Lives



What animals live in the pond?

Click the animals



Objective: Read, decode and comprehend.

1. Read this page.
2. Ask and answer the questions.
3. Click the red dots to practice the sentence or vocabulary.

Describe Setting

1. The frog is singing.
Where does this frog

Language Frame

It lives in the

Keep Clicking

(Click the red dot to show the setting chart)

Make Connections

3. What other animals live in the **pond**?

(Click the red dot to practice "pond")

Objective: Read, decode and comprehend.

1. Read this page.
2. Q&A to set a purpose.



I miss my friends so much.

Teacher Read Aloud

Analyze Characters

1. Do you think the frog is happy now? Why?

Set a Purpose

2. What animal friends does the frog have? Can you guess?

What animals live in the nest?

Click the animals



Objective: Read, decode and comprehend.

1. Read this page.
2. Ask and answer the questions.
3. Click the red dots to practice the sentence or vocabulary.

1. Who is this friend?
2. Where can we find the bird?

Describe Setting

3. Where does the bird live?

Language Frame

It lives in the **nest**.

(Click the red dot to show the setting chart)

Make Connections

4. The bird is flying. Can you fly? Why not?
5. The bird lives in the nest. What other animals live in the **nest**? (Click the red dot to practice "nest")



While-Reading

Where does a deer live?
Does it live in the pond? Is it
right?

(Sequence for click: deer-rabbit-frog)

Objective: Read, decode and
comprehend.

1. Read this page.
2. Ask and answer the questions.
3. Click the red dots to practice the sentence or vocabulary.

1. What animals do you

Language Frame

I see a ____.

2. What are they doing?
Are they playing? Where
are they playing?

Describe Setting

3. Where does the deer

Language Frame

It lives in **Keep Clicking**

(Click the red dot to show the

Make Connections

4. What other animals live
in the **forest**?

(Click the red dot to practice
“forest”)

<p>Animals</p> 					
<p>Where It Lives</p> 					

-Where does a ____ live? -It lives in the ____.

Objective: Read, decode and comprehend.

1. Read this page.
2. Ask and answer the questions.
3. Click the red dots to practice the sentence or vocabulary.

1. What animals do you

Language Frame

I see a ____.

2. Where can we find the sea turtle?

Describe Setting

3. Where does the sea turtle live?

Language Frame

It lives in the ____.

Keep Clicking

(Click the red dot to show the setting chart.)

Make Connections

4. What other animals live in the **ocean**?

(Click the red dot to practice "ocean")

**Where does a sea turtle live?
Does it live in the nest? Is it
right?**

(Click the animals)



**Click the red dot
to check it out**

Where should I live?
(Click the barns and the ponds)

Click me twice



Objective: Read, decode and comprehend.

1. Read this page.
2. Ask and answer the questions.
3. Click the red dots to practice the sentence or vocabulary.

1. Who does the frog go to see?

2. Where are they playing?

Describe Setting

3. Where does the cow live?

Language Frame

It lives in the

Keep Clicking

(Click the red dot to show the setting chart.)



Make Connections

4. Is the frog big? Is the cow big?

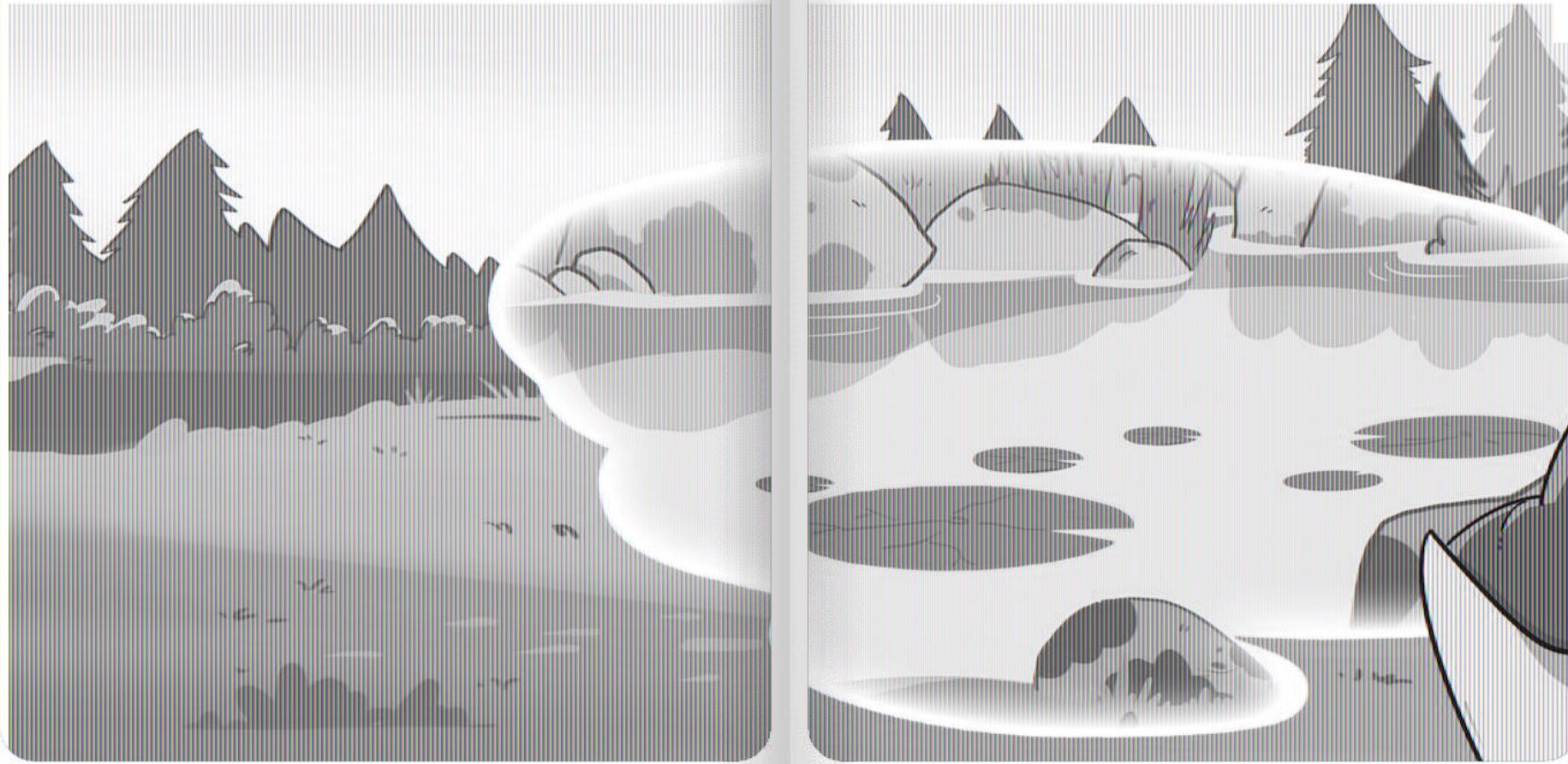
What other animals live in the **barn**?

(Click the red dot to practice "barn")



Objective: Read, decode and comprehend.

1. Read this page.
2. Q&A to analyze characters.



It's time to go home.

Teacher Read Aloud

Analyze Characters

1. Do you think the frog is happy now? Why?

Objective: Read, decode and comprehend.

1. Read this page.
2. Q&A to analyze characters.



I love my friends. I love my pond.

Teacher Read Aloud

Make Connections

1. He is so happy, he likes singing in his home. What do you like to do in your home?

Post-Reading

TG

Objective: Review and retell.
1. Have students retell the story and talk about the definition of setting.

Animals					
					
Where It Lives					
					

Pay attention to what happens in the story and where it takes place.



Setting:
The setting is where a story takes place or happens.

Objective: Oral writing.

1. Click the background.
2. Have students talk about the animals and where they live.



This is a ____.
It lives in the ____.