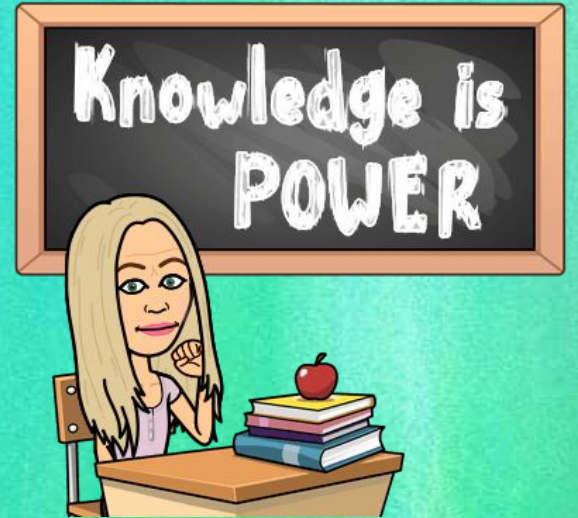



Typing Practice: Personal Information





Full Name



ian





Address



A large rectangular area with a white background and a black border. It contains several horizontal blue lines for writing. A vertical red line is positioned on the left side, approximately one-fifth of the way across the page. At the bottom left and bottom right corners of this area, there are illustrations of yellow pencils with red erasers and sharpened tips.



Your Phone Number



470808480808





Name of Your School



A large rectangular area with a white background and light blue horizontal lines, intended for writing. A vertical red margin line is positioned on the left side. At the bottom left and bottom right corners of this area, there are illustrations of yellow pencils with red erasers and sharpened tips.



Mother's Name and
Phone Number



A large rectangular area with a white background and a black border. It contains several horizontal blue lines for writing. A vertical red line is positioned on the left side, approximately one-fifth of the way across the page. At the bottom left and bottom right corners of the writing area, there are illustrations of yellow pencils with red erasers and sharpened tips.



Father's Name and
Phone Number



A large rectangular area with a white background and a black border. It contains several horizontal blue lines for writing. A vertical red line is positioned on the left side, approximately one-fifth of the way across the page. At the bottom left and bottom right corners of the writing area, there are illustrations of yellow pencils with red erasers and sharpened tips.



Date of Birth (Your Birthday)



A large white rectangular area with horizontal blue lines and a vertical red margin line on the left side, intended for writing the date of birth. Two yellow pencils are positioned at the bottom corners of the writing area.



Emergency Contacts Name and Phone Numbers



A large rectangular area with a white background and light blue horizontal lines, intended for writing emergency contact information. A vertical red line is positioned on the left side of the area. At the bottom left and bottom right corners of the area, there are illustrations of yellow pencils with red erasers.



Marital Status

(Ex: Single, Widow, Married, Etc)



A large rectangular area with a white background and light blue horizontal lines, intended for writing. A vertical red margin line is positioned on the left side. At the bottom left and bottom right corners of this area, there are illustrations of yellow pencils with red erasers and sharpened tips.



Previous Employment (Jobs)



A large rectangular area with a white background and light blue horizontal ruling lines. A vertical red margin line is positioned on the left side. At the bottom left and bottom right corners of this area, there are illustrations of yellow pencils with red erasers and sharpened tips.



What are your strengths
and weaknesses?



A large rectangular area with a white background and light blue horizontal lines, intended for writing. A vertical red margin line is on the left side. Two cartoon pencils are positioned at the bottom corners of the writing area.



What is a goal you have?



A large rectangular area with a white background and light blue horizontal lines, intended for writing. A vertical red margin line is on the left side. At the bottom left and bottom right corners, there are illustrations of yellow pencils with red erasers and sharpened tips.




Type a paragraph about Yourself



A large rectangular area with a white background and light blue horizontal lines, intended for writing a paragraph. A vertical red line is positioned on the left side of the writing area. At the bottom left and bottom right corners of the writing area, there are illustrations of yellow pencils with red erasers.

Good Job!



Gold Star

