

Сетевой этикет

A problem has been detected and windows has been shut down to prevent damage to your computer.

The problem seems to be caused by the following file: SPCMDCON.SYS

PAGE_FAULT_IN_NONPAGED_AREA

If this is the first time you have restarted your computer, follow these steps:

Check to make sure all hardware is properly installed. If this is a new installation, check for any windows updates.

If problems continue, try disabling hardware shadowing. If you need to use safe mode, press F8 during boot and then select Safe Mode.

Technical information:

*** STOP: 0x00000050 (0x00000000, 0x00000000, 0x00000000, 0x00000000)

*** SPCMDCON.SYS - Address FBFE7617 base at FBFE5000, DateStamp 3d6dd67c



www.shutterstock.com · 115947094

основные правила общения в сети



NET Etiquette



Virginia Shea

A





ows has been shut down to prevent damage

e following file: SPCMDCON.SYS

n this stop error screen,
n appears again, follow

or software is properly installed.
our hard
ed.

ove any
ions suc
ve or di

your computer, press F8 to select Advanced S
select Safe Mode.

Technical information:

*** STOP: 0x00000050 (0xFD3094C2,0x00000001,

*** SPCMDCON.SYS - Address FBFE7617 base at



A problem has been detected and windows h
to your computer.

The problem seems to be caused by the fol

PAGE_FAULT_IN_NONPAGED_AREA

If this is the first time you've seen this error, you should
restart your computer. If this error has been app
these steps:

Check to make sure any new hardware or software is properly installed.
If this is a new installation, ask your hardware manufacturer for any windows updates you might need.

If you're not sure what hardware or software to update, see the Windows Update page on Microsoft's website.
If you're not sure what hardware or software to update, see the Windows Update page on Microsoft's website.

Test the hardware to be sure it works properly.
Test the hardware to be sure it works properly.

00000001, 0x00000007, 0x00000000)

base at 0x00000000, DateStamp 3d6dd67c





че как житуха?

ws has been shut down to prevent damage

following file: SPCMDCON.SYS

this stop error screen,
appears again, follow

r software is properly installed.
ur hardware or software manufacturer
d.

your computer, press F8 to select Advanc
select Safe Mode.

Technical information:

*** STOP: 0x00000050 (0xFD3094C2,0x000000

*** SPCMDCON.SYS - Address FBFE7617 bas



Пишите коротко и неясно.

— Наполеон Бонапарт

**3 МЕСЯЦА ЖДУ
ОТВЕТА НА**



**СООБЩЕНИЕ... КРУТО
ДА ?!**

risovach.ru



Windows has been shut down to prevent damage

the following file: SPCMDCON.SYS

Пусть у тебя будет красивый и
большой 🏠🌳 и
современная 🚗! Пусть у тебя
будет
счастливая 👨‍👩‍👧‍👦, верные 👯‍♀️ 👯‍♂️, и
свой личный ✈️. Купайся
в 💖 💎 💍 🌹 📺 💰. Пусть в
твоем городе будет ☀️ 😊. А
главное пусть твое лицо будет
таким 😊, а
настроение 😊 😂 😊 таким!!!



**РЕБЯТА, ДАВАЙТЕ
ПИСАТЬ ГРАМОТНО.**

SPCMDCON.SYS - Address FB

A problem has been detected and windows has been shut down to your computer.


The problem seems

PAGE_FAULT_IN_NONP

If this is the first time, restart your computer. If this happens again, follow these steps:

1. Check to make sure you have enough free space on the hard drive.
2. If this is a new installation, check for any windows updates.

3. If problems continue, check for hardware or software updates. Disable any third party software if you need to use the computer.



hardware
shadowing.
restart
and then

00000)

camp 3d6dd67c



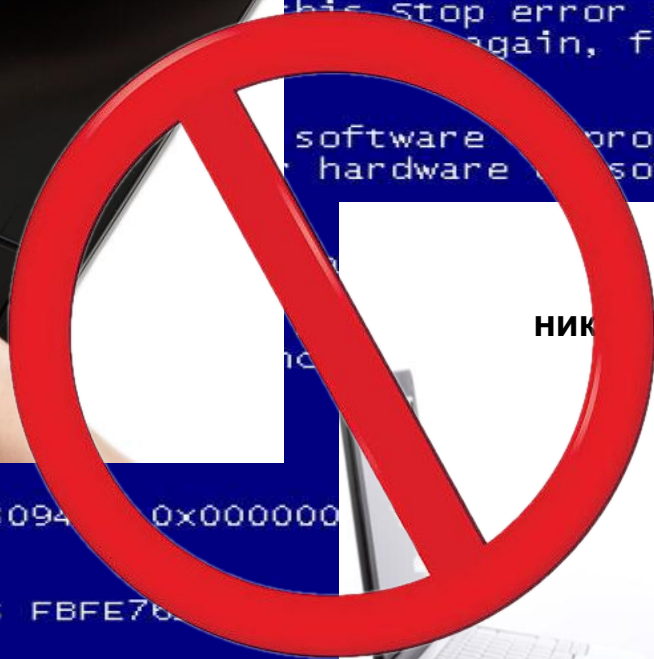
has been shut down to prevent damage
Following file: SPCMDCON.SYS

*** STOP: 0x00000050 (0x
*** SPCMDCON.SYS - Address FBFE7617 ba

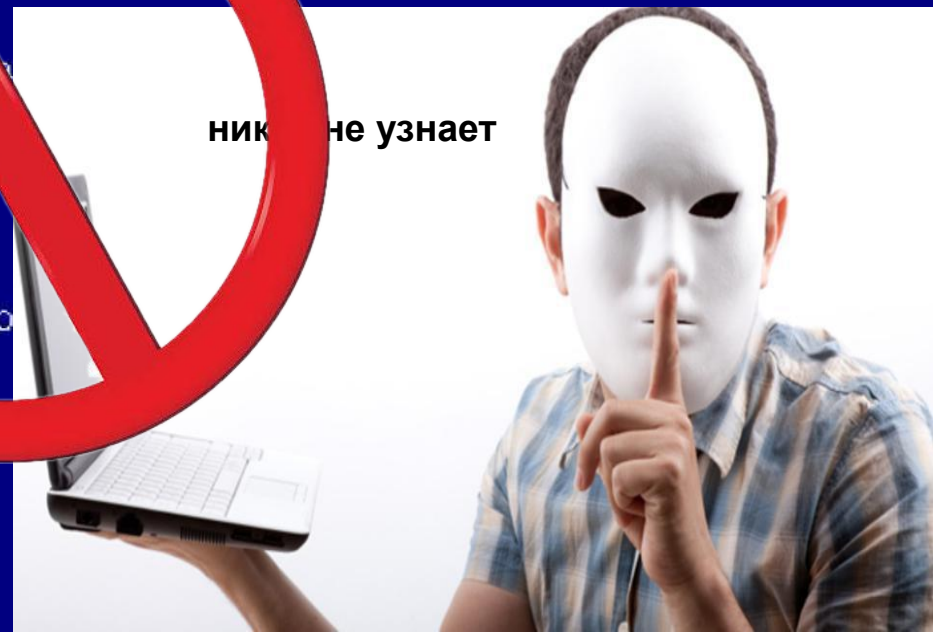




... has been shut down to prevent damage
Following file: SPCMDCON.SYS
... this stop error screen,
... again, follow
... software properly installed.
... hardware software manufacturer



*** STOP: 0x00000050 (0xFD3094... 0x000000...
*** SPCMDCON.SYS - Address FBFE76...




НИК... не узнает



has been shut down to prevent damage
following file: SPCMDCON.SYS
this stop error screen,
reappears again, follow
software is properly installed.
hardware or software manufacturer

select safe mode.
Technical information:
*** STOP: 0x00000050 (0xFD3094C2, 0x...
*** SPCMDCON.SYS - Address FBFE7617 bas



A proble
to your
The prob
PAGE_FAU
If this
restart
these st
check to
If this
for any

А где запятые?!



s has been shut down to prevent damage
following file: SPCMDCON.SYS
this stop error screen,
appears again, follow
software is properly installed.



emory Opt for
e to remove
select Advan
094C2, 0x0000
FBFE7617 ba

йа лудше знаю1!



Подведем итоги

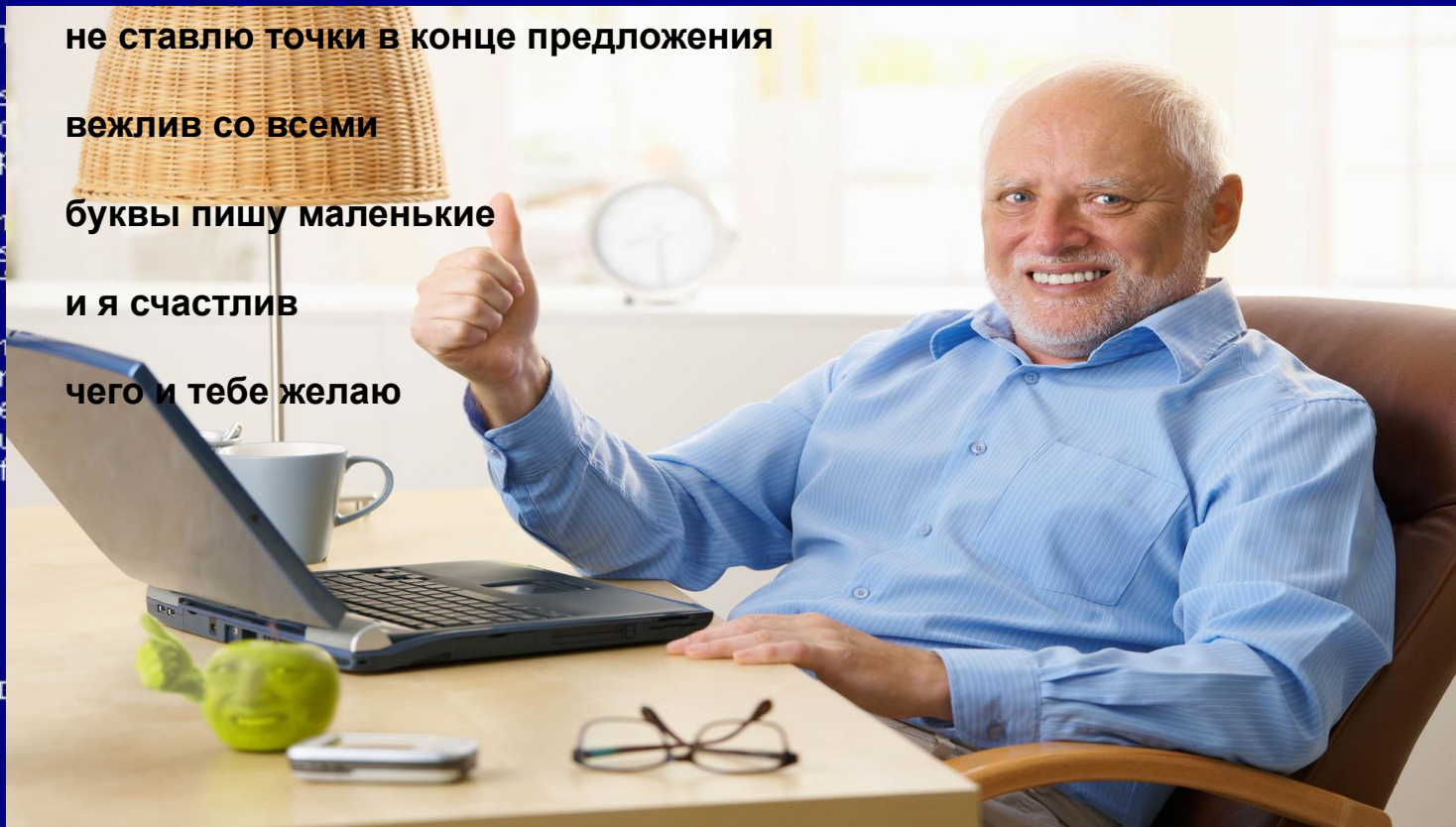
не ставлю точки в конце предложения

вежлив со всеми

буквы пишу маленькие

и я счастлив

чего и тебе желаю



Спасибо за внимание!

A problem has been detected and windows has been shut down to prevent damage to your computer.

The problem seems to be caused by the following file: SPCMDCON.SYS

PAGE_FAULT_IN_NONPAGED_AREA

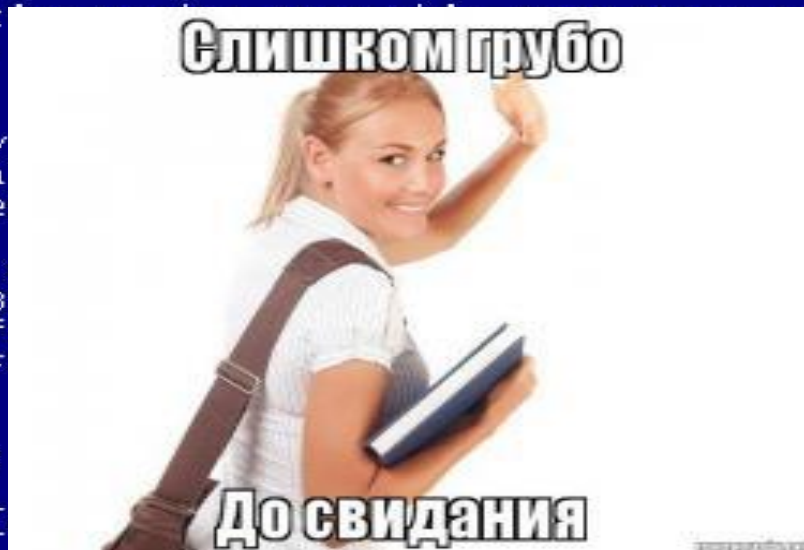
If this is the first time you see this message, restart your computer. If the problem continues, follow these steps:

Check to make sure any hardware or software is properly installed. If this is a new installation, you may need to update your software manufacturer's website for any windows updates.

If problems continue, you may need to disable hardware or software. Disable hardware or software that you do not need. If you need to use safe mode, press F8 during boot to select Safe Mode.

Technical information:

*** STOP: 0x00000050 (0x00000000)



green,
flow

erly installed.
ware manufacturer

lled hardware
g or shadowing.
ments, restart
ons, and then

0x00000000)

*** SPCMDCON.SYS - Address FBFE7617 base at FBFE5000, DateStamp 3d6dd67c

Соблюдайте правила!