

# Introduce yourself

- ▢ What is your name?
- ▢ How old are you?
- ▢ Where do you live?
- ▢ What's your favourite colour (number)?
- ▢ Have you got a mother(father, little sister etc)?
- ▢ Have you got blue eyes(big nose, long hair)?



# Согласные буквы английского языка

Bb

Cc

Dd

Ff

Gg

Hh

Jj

Ll

Kk

Mm

Nn

Pp

Qq

Rr

Ss

Tt

Vv

Ww

Xx

Zz



Согласный  
принц

Гласная принцесса

Согласный принц





Согласный  
принц


Гласная принцесса

Согласный  
принц

Принцесса-  
освободитель



A a




can

lake





E e




red

Pete



Ii



Yy



milk  
myth

five  
type



O o




dot

note





U u











but

cute



Play  
Time



(Сочетание букв)									
Letter combinations (Сочетание букв)	Letter combinations in pictures (Сочетание букв в картинках)	Examples (Примеры)	Transcription (Транскрипция)						
ee		tree	/ I: /	5	sh		she	/ʃ/	ш
ea		tea	/ I: /	6	ch		chess	/tʃ/	ч
oo		book	/ u /	7	ph		photo	/ f /	ф
th		three, these	/ k /   / ð /	8	ck		black	/ k /	к



# Make Your Own Bingo!

ea	ph	oo
ck	sh	th
ch	th	ee

Student №1	<b>name</b>	<b>men</b>	<b>note</b>	<b>pig</b>	<b>my</b>	<b>cub</b>
Student №2	<b>van</b>	<b>tree</b>	<b>fog</b>	<b>time</b>	<b>hymn</b>	<b>cube</b>
Student №3	<b>man</b>	<b>Pete</b>	<b>lynch</b>	<b>drive</b>	<b>log</b>	<b>dune</b>
Student №4	<b>take</b>	<b>hen</b>	<b>rode</b>	<b>cut</b>	<b>cry</b>	<b>pig</b>
Student №5	<b>place</b>	<b>green</b>	<b>stone</b>	<b>side</b>	<b>type</b>	<b>prune</b>
Student №6	<b>table</b>	<b>three</b>	<b>globe</b>	<b>kite</b>	<b>rye</b>	<b>cute</b>
Student №7	<b>bat</b>	<b>pet</b>	<b>top</b>	<b>sit</b>	<b>myth</b>	<b>mug</b>
Student №8	<b>pan</b>	<b>street</b>	<b>hut</b>	<b>nine</b>	<b>hop</b>	<b>tune</b>
Student №9	<b>face</b>	<b>get</b>	<b>bone</b>	<b>pit</b>	<b>gyp</b>	<b>dul</b> <div>Hao</div>
Student №10	<b>ten</b>	<b>meet</b>	<b>wig</b>	<b>pipe</b>	<b>why</b>	<b>tub</b>

# Let's watch a cartoon







**Jungle gym**



**sandbox**



**kite**



**Jump rope**



**slide**



**swing**



**seesaw**

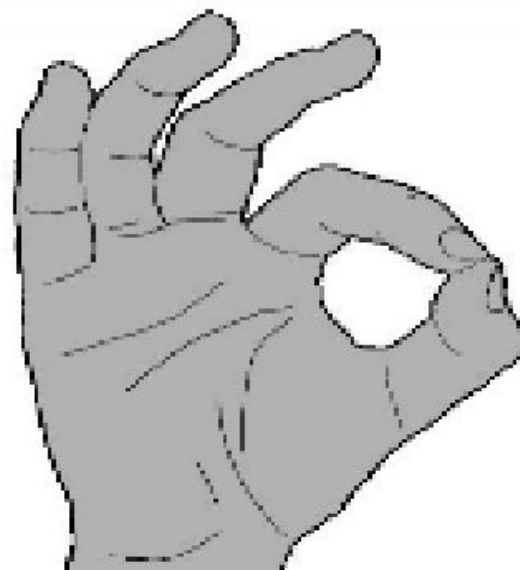


**ball**





**Play with me.**



**O.K let's...**



**Climb the...**

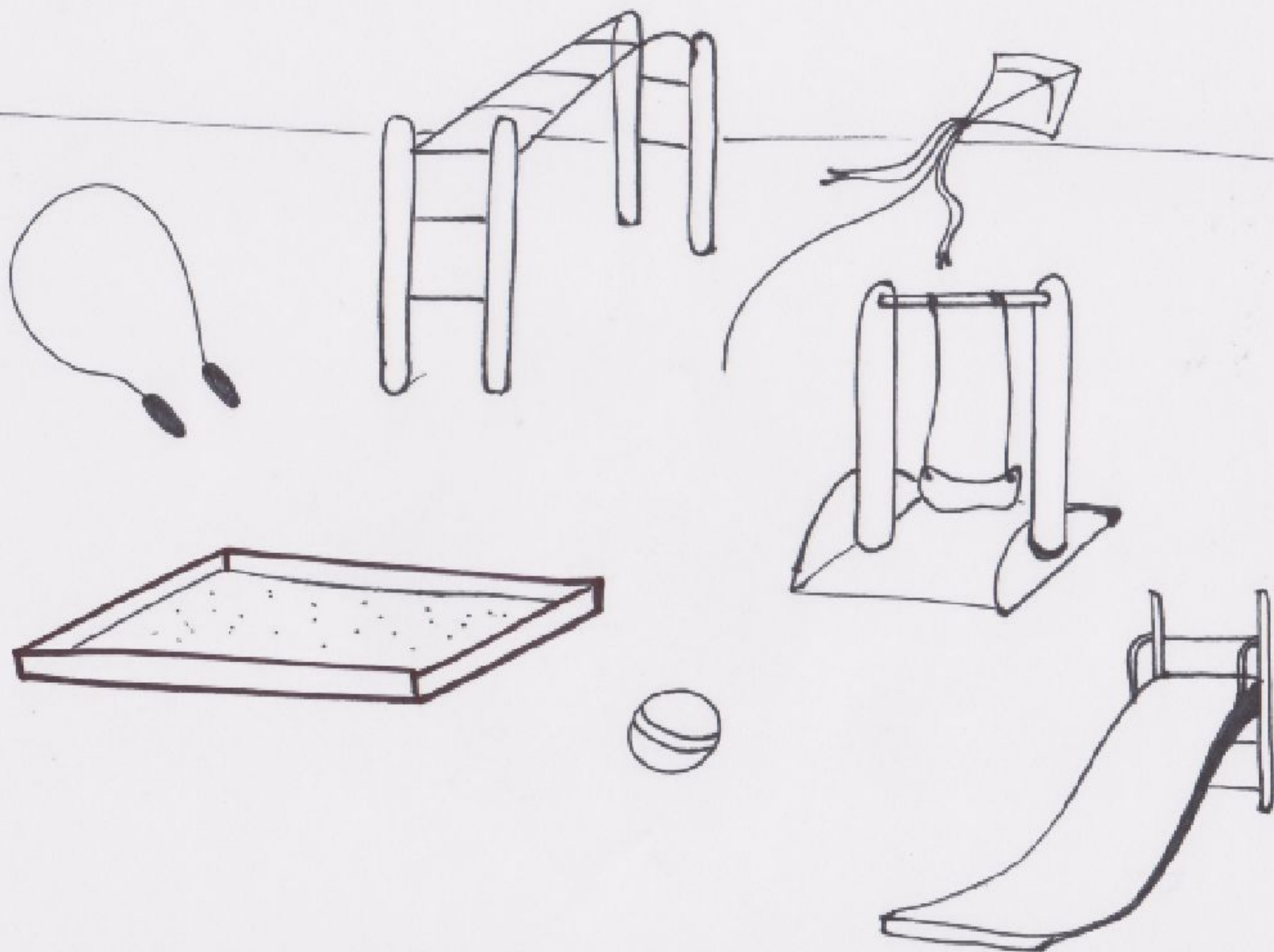


**Fly the kite.**





**I want the..**






# U. 10. Park song.



35. Äîðîæèà 35.mp3


Tr. 35.

(Young  
Pict. Dict)




Let's play.  
O.K. Let's play.  
Let's play on the





Ben is a big bug.  
Ben has a mud hut.






Ben is sad.

His mud hut got wet.

It has a lot of wet mud.


Ben can not get in it.




Ben had to get a hut.

It is hot in the sun.






Ben met a man.  
The man had a hat.



Ben ran up to the hat.  
It was a big hat.





Homework for 11.12:

- 1) Copy 10В
- 2) Прописать 5 слов.

Unit 10 (In the Park) (Скажи, раскрась по цифрам) Homework 10 B

Play with me. (Играй со мной.)

O.K. let's... (Хорошо. Давай...)

Climb the... (Забрайся...)

Fly the kite. (Летай воздушный змей.)

I want the... (Я хочу...)

-Let's play. (Давай играть.)

-O.K. (Хорошо.)



swing

1 - red  
2 - blue  
3 - yellow



sandbox



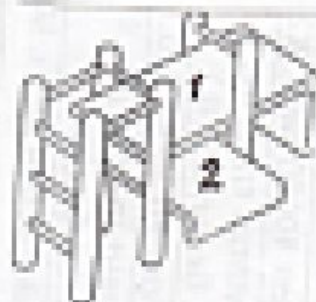
kite



ball



jump rope



jungle gym




seesaw



slide



# 10 In the Park



1. Listen to the words.
2. Find the hidden jellyfish.
3. Listen to the dialog.  
A: Let's play!  
B: OK.
4. Sing the *Park Song*.



