

Регистрация на Amazon





Содержание

- Отправка товара на склад Амазон
- Установка цены
- Почему нужно следить за ценами
- Получение отзывов
- Реклама
- Финансы по каждому Shipment

Sign in to your account

What is your email (phone for mobile accounts)?

E-mail or mobile number:

Password:

[Sign In](#)

[Forgot your password?](#) | [Help](#)

Not already selling on Amazon?

[Register now](#) to sell your products to millions of Amazon.com customers

amazon global selling

Thinking about expanding your business?

[Learn about Amazon Japan >](#)



Advertisement

Learn more about our products

Selling on Amazon

Put your products in front of tens of millions of Amazon shoppers. With no per-item listing fees Amazon can help you grow your business.

[Learn More](#)

Fulfillment by Amazon

Enable your listings on Amazon to qualify for Amazon Prime and Free Shipping on eligible orders with world-class fulfillment.

[Learn More](#)

Amazon Pay

With Amazon Pay, millions of Amazon customers can pay on your site with the information already stored in their Amazon accounts.

[Learn More](#)

Advertise on Amazon

Promote your products and brand to millions of customers. Pay only when your ads are clicked. Your first \$50 in clicks are free. Terms and conditions apply.

[Learn More](#)

Sell in Europe

Reach millions of new customers through one Amazon European account and bring your business to the next level.

[Learn More](#)

Sell in Japan

A great way to grow your business is to expand to Japan marketplace. Selling your products on Amazon.co.jp will give you access to millions of customers in Japan.

[Learn More](#)

Start Selling Online – Fast

Sell on Amazon

Start Selling

\$39.99 a month + additional selling fees

Benefits

How it Works

Pricing

Eligible Categories

FAQ

Why Sell on Amazon?

Since 2000, Selling on Amazon has been helping individuals and businesses increase sales and reach new customers. Today, more than 40% of Amazon's total unit sales come from third-party selection. Consider all the benefits of Selling on Amazon, then choose a selling plan and find out how selling on Amazon works on the [How it Works page](#) >

All sellers can list products in more than 20 categories. Professional Sellers can apply to sell in at least 10 additional categories. [Learn more about product categories](#) >

Sell as a Professional >

You plan to sell more than 40 items a month

\$39.99/month + other selling fees

[What can I sell as a Professional?](#)

Sell as an Individual >

You plan to sell fewer than 40 items a month

\$0.99 per sale + other selling fees

[What can I sell as an Individual?](#)



Register and Start Selling Today

Create a new account

First and Last Name: 1

Email Address: 2

Re-type E-mail Address: 3

Password: 4

Re-type Password: 5

6

[Privacy Notice](#)

© 1996-2017, Amazon.com, Inc. or its affiliates



1 Seller agreement

2 Seller Information

3 Billing / Deposit

Set up your Amazon selling account

Have the following available:



Business name & address



Mobile or telephone number



Chargeable credit card & valid bank account

What is a legal name?

If registering as an individual seller, enter your full name. If registering as a business, enter the business' registered name AND your full name (e.g. Seller Inc - John Smith).

Legal name

What is a legal name? ▾

Vova Junk 1

Seller agreement

I have read and accepted the terms and conditions of the Amazon Services Business Solutions Agreement 2

If you are an international seller, read [this important information](#)

Next 3



Hello. Tell us about your business.

Street address

1 Novolesnoi Per. Bldg. 3 Aprt. 5

City / Town

2 Moscow

State / Region / Province

3 Moscow

Country

4 Russia

ZIP / Postal Code

5 120456

Choose your unique business display name

What is a business display name? ›

6 Aushan

✓ Available

If you sell your products online, enter your website URL (optional)

Why do we ask for this? ›

www.example.com

7 Select an option to receive a PIN to verify your phone number

Call SMS



Mobile number

8 +1 317-273-3130

E.g. +1 206 266 1000

SMS Verification Language

English

9 Text me now

Next



1 Seller agreement

2 Seller Information

3 Billing / Deposit

Hello. Tell us about your business.

Street address

Novolesnoi Per. Bldg. 3 Aprt. 5

City / Town

Moscow

State / Region / Province

Moscow

Country

Russia

ZIP / Postal Code

120456

Choose your unique business display name

What is a business display name? ▶

Aushan

If you sell your products online, enter your website URL (optional)

Why do we ask for this? ▶

www.example.com


Mobile number

+1 765-536-9036

E.g. +1 206 266 1000

Verification Successfully Complete

Next





Card Number

Valid through

Cardholder's Name

- Novolesnoi Per. Bldg. 3 Aprt. 5, Moscow, Moscow, 120456, RU
- Add a new address

Set up your deposit method

Enter your bank information to receive payments from Amazon

[Why do we ask for your bank information?](#)

Bank Location



Are you registered with Payoneer?

If yes, select United States as the Bank Location Country in the dropdown above and enter the collection-account details that Payoneer provides.


If not, register with Payoneer now [How it works](#)

Payoneer is working with Amazon to make local currency disbursements in your country. Disburse your proceeds from your Amazon sales to your Payoneer account, then transfer them directly to your local bank in your local currency. [View current Payoneer fees](#)

Sign up for a Payoneer prepaid MasterCard

This card is linked to your Payoneer account and can be used to withdraw cash at ATMs or make purchases wherever MasterCard is accepted. Available for individuals only, not businesses.

You will be taken to the Payoneer website to apply for an account.



Set up your billing method

Your credit card information

A one cent (\$0.01) account verification charge will be applied to your credit card upon completion of account setup.

1 Card Number Valid through /

2 Cardholder's Name

3 Novolesnoi Per. Bldg. 3 Aprt. 5, Moscow, Moscow, 120456, RU
 Add a new address

Set up your deposit method

Enter your bank information to receive payments from Amazon

[Why do we ask for your bank information?](#)

Bank Location **4**


Account Holder's Name **5** 9-Digit Routing Number **6**

Bank Account Number **7** Re-type Bank Account Number **8**

Back

Next **9**





Status

Status for your currently selected merchant and marketplace



Two-Step Verification is mandatory

You must add Two-Step Verification to protect your account before you can access it. [Get help](#)

Sign in as a different user

Enable Two-Step Verification

NCID: AWDV3QKWTOQ7N ZCID: AWDV3QKWTOQ7N MCID: AWDV3QKWTOQ7N MKID: ATVPDKIKX0DER S: 49bd18ae

When: Nov 21, 2017 10:44:01 PM

Step 1 of 3

Choose how you'll receive codes

Phone number Receive codes on your phone

Tell us the phone number where you'd like to receive Two-Step Verification codes. You should have this phone available whenever you sign into your Amazon account.

Receive code by:

- Text message (SMS)
- Voice delivery--you will receive an automated phone call

Enter the phone number where you want to receive codes.

United States +1

(e.g., 201-555-5555)

1

Send code

2

Message and data rates may apply.

Authenticator App Generate codes even when you don't have cell service



Choose how you'll receive codes

Phone number Receive codes on your phone

Tell us the phone number where you'd like to receive Two-Step Verification codes. You should have this phone available whenever you sign into your Amazon account.

Receive code by:

- Text message (SMS)
- Voice delivery--you will receive an automated phone call

Enter the phone number where you want to receive codes.

United States +1 ↕

7655369036

Send code **1**

We have texted you a code. It may take a few minutes to arrive.


Enter the code that is sent to your device

2

Verify code and continue **3**

Message and data rates may apply.

Authenticator App Generate codes even when you don't have cell service



Add a backup verification method

You might not always have access to your preferred verification method, so please create a backup. You can change this at any time on the Advanced Security Settings page.

Phone number Receive codes on your phone

Authenticator App Generate codes even when you don't have cell service

Rather than having a code texted to you every time you sign in, you will use an Authenticator app on your phone to generate a code. You will enter the code at sign in the same way as with texted codes.

1. **Open** your Authenticator App. [Need an app?](#) ▾
2. **Add** an account within the app, and scan the barcode below.



[Can't scan the barcode?](#) ▾

3. **Enter code.** After you've scanned the barcode, enter the code generated by the app:

3

Verify code and continue

4

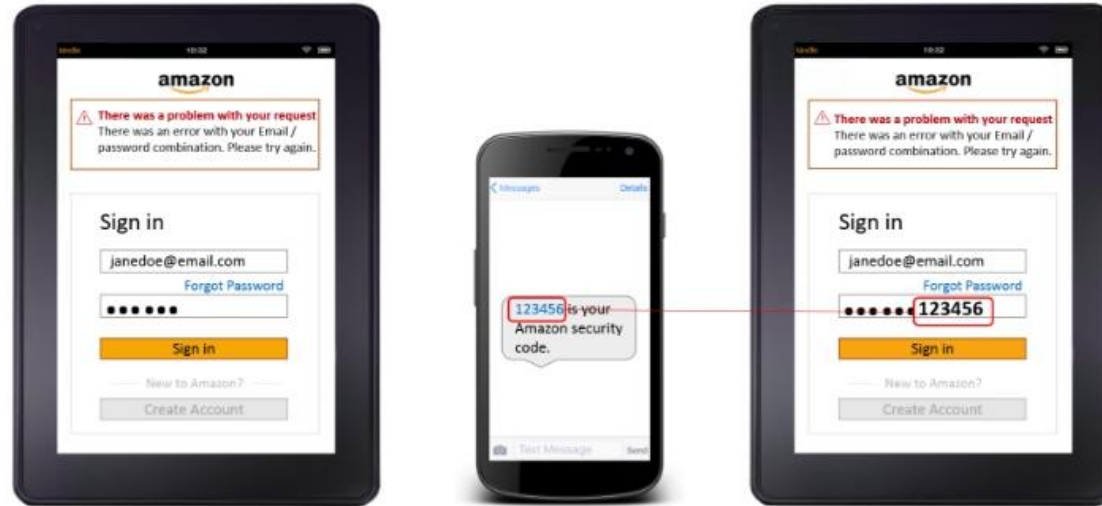
Almost done...

Just two more important things to know:

1. Alternate sign in method

Some devices are unable to display a second screen prompting you to enter a security code, but Two-Step Verification will still be required. Here's how it will work:

1. Sign in with your password. An error message will occur.
2. A security code will be sent to your preferred phone. You may also use an authenticator app.
3. Add ("append") the security code to the end of your password, and click "sign in" again.



You will then be signed in to your Amazon account.

2. Skip codes on your personal devices

If you are signing in on a personal device that you use often, you can choose to not be asked for codes on that device in the future. Any time you sign in again on that device, you will only need your password.

- 1 Don't require codes on this device
- 2 Got it. Turn on Two-Step Verification



Seller Account Information

Business Name [View Business Profile](#)

Account Status

Account Status More information required. Please provide the information highlighted in red.

Listings Status

[Going on holidays?](#)

Current Status of Listings: Inactive (Listings not available for sale on Amazon) Please provide the information highlighted in red. [Learn more](#)

Your Services

[Manage](#)

Sell On Amazon Professional
(Amazon.co.uk, Amazon.de, Amazon.es, Amazon.fr, Amazon.it)
Amazon Payments Europe Agreement accepted. [View](#)
Amazon Services Europe Business Solutions

Payment Information

[Bank Account Information](#)

[Charge Method](#)

Business Information

[Business and Contact Information](#)

[Primary Contact Person Information](#)

[Language for feed processing report](#)

[Your Merchant Token](#)

[Display Name](#)

Shipping and Returns Information

[Return Address](#)

[Shipping Settings](#)

[International Returns Providers](#)

[Buy Delivery Preferences](#)

Tax Information

[VAT calculation settings](#)

[VAT/GST Registration Numbers](#)

FAQ

[I signed up for an account by mistake or I don't need it anymore. How do I close the account?](#)

[I am taking time off \(holidays\). How can I temporarily deactivate my listings?](#)

[Why are my items no longer for sale?](#)

[Why did my credit card have an error or have 'Invalid Information'?](#)

Related Links


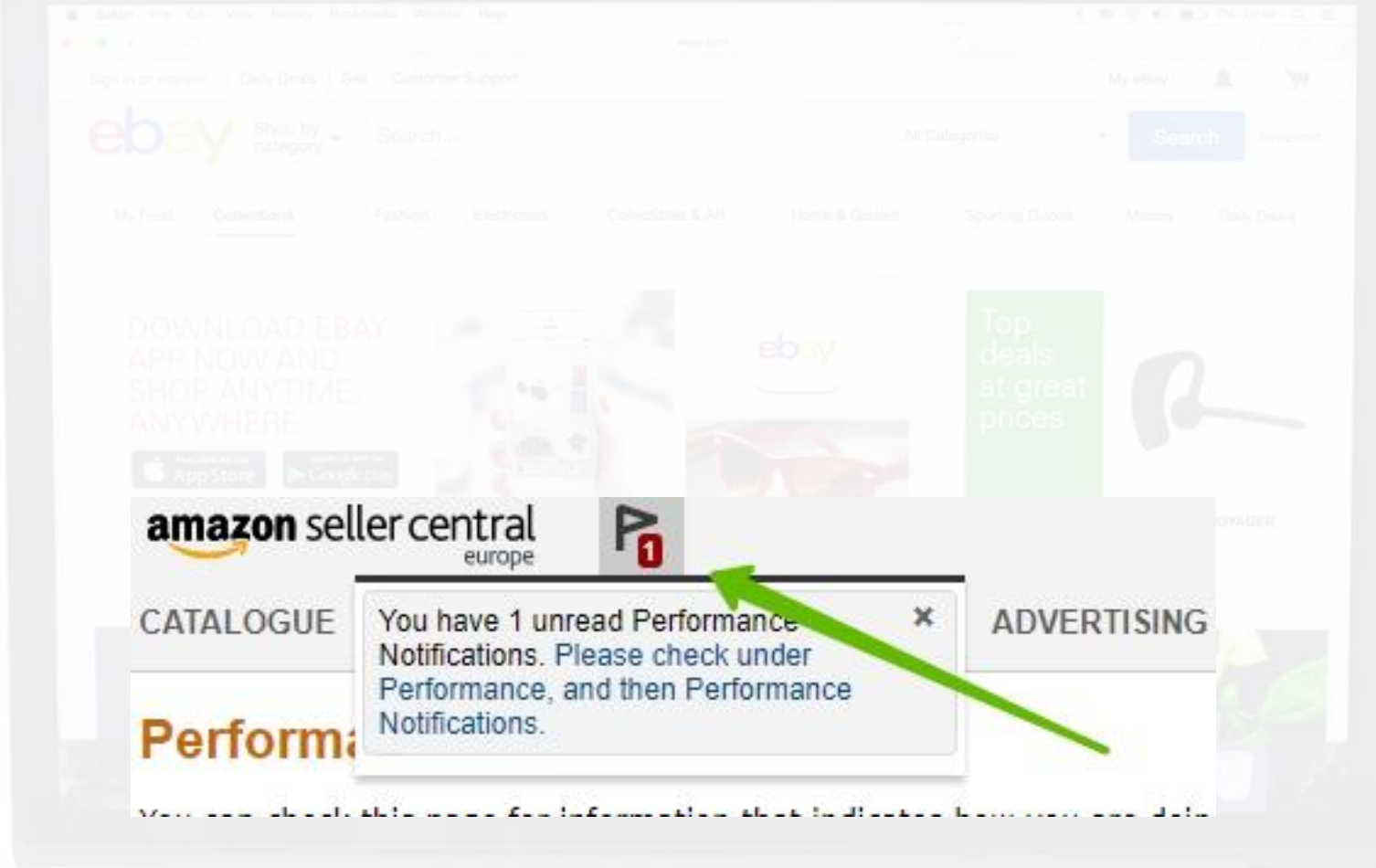
[Notification Preferences](#)



[Login Settings](#)

[User Permissions](#)

[Downgrade Account](#)

[Close account](#)





Performance notifications

You can check this page for information that indicates how you are doing with respect to customer satisfaction


- Account Health
- Feedback
- A-to-z Guarantee Claims
- Chargeback Claims
- Performance Notifications**
- Seller University

[Action Required] Information needed for your Selling on Amazon payment account

[View notification header](#) 26 Oct 2017 (3 weeks ago)

Hello,





Performance notifications

You can check this page for information that indicates how you are doing with respect to customer satisfaction

[Action Required] Information needed for your Selling on Amazon payment account

[View notification header](#) 26 Oct 2017 (3 weeks ago)

Hello,

We need more information from you before we can complete your account verification. Please reply directly to this e-mail to confirm the information listed below.

- Confirm your legal entity type:
 - Individual
 - Sole Proprietor/Sole Trader
 - Privately owned company e.g. limited company, partnership
 - Non-profit organization

Registering as an Individual means you are acting in the context of a private activity. Registering as a Business means that you are acting in the context of a commercial or professional activity. Most of the time, Business sellers are registered legal entities. However, depending on the local requirements that apply to your activity, you may also act as sole proprietor without being registered as a company.

- The scope of your trading activity.
 - Confirm or list on your Seller Central account a representative selection of the items and categories you intend to sell on Amazon.

- The source of your inventory.
 - Confirm the source of the products you intend to sell on Amazon.

-- A list of all individuals who have access to your account

-- The locations they access it from

If you have any questions, you can contact us at any time (<https://sellercentral-europe.amazon.com/gp/contact-us/contact-amazon-form.html>).

Sincerely,

The Amazon Payments Team



Seller Account Information

Business Name [View Seller Profile](#)

Account Status

Account Status More information required. Please provide the information highlighted in red.



Listings Status

[Going on holidays?](#)

Current Status of Listings: Inactive (Listings not available for sale on Amazon) Please provide the information highlighted in red. [Learn more](#)



Your Services

[Manage](#)

Sell On Amazon

Professional
(Amazon.co.uk, Amazon.de, Amazon.es, Amazon.fr, Amazon.it)

Amazon Payments Europe Agreement accepted. [View](#)
Amazon Services Europe Business Solutions Agreement accepted. [View](#)
Amazon Payments Europe

Payment Information

[Bank Account Information](#)

[Charge Method](#)

Business Information

[Business and Contact Information](#)

[Primary Contact Person Information](#)

[Language for feed processing report](#)

[Your Merchant Token](#)

[Display Name](#)

Shipping and Returns Information

[Return Address](#)

[Shipping Settings](#)

[International Returns Providers](#)

[Buy Delivery Preferences](#)

Tax Information

[VAT calculation settings](#)

[VAT/GST Registration Numbers](#)

FAQ

[I signed up for an account by mistake or I don't need it anymore. How do I close the account?](#)

[I am taking time off \(holidays\). How can I temporarily deactivate my listings?](#)

[Why are my items no longer for sale?](#)

[Why did my credit card have an error or have 'Invalid Information'?](#)

Related Links


[Notification Preferences](#)

[Login Settings](#)

[User Permissions](#)

[Downgrade Account](#)

[Close account](#)



Seller Account Information

Welcome Aushan	Your Seller Profile
Listings Status	Going on a vacation?
Current Status of Listings: Active (Listings available for sale on Amazon)	
Your Services	Manage
Sell On Amazon	Individual (Amazon.com, Amazon.ca) You do not have permission to change your subscription status.

Payment Information	
Deposit Methods	Charge Methods
Business Information	
Business Address	Legal Entity
Display Name	
Shipping and Returns Information	
Return Address	Shipping Settings
International Returns Providers	Buy Shipping Preferences
Tax Information	
Tax Information	VAT Information

FAQ
I signed up for an account by mistake or don't need it anymore. How do I close the account?
I am taking time off (vacation). How can I temporarily deactivate my listings?
Why are my items no longer for sale?
Why did my credit card have an error or have 'Invalid Information'?

Related Links
Notification Preferences
Login Settings
Related Accounts
Close account



Payment Information

[Deposit Methods](#)

[Charge Methods](#)

Business Information

[Business Address](#)

[Legal Entity](#)

[Display Name](#)

Shipping and Returns Information

[Return Address](#)

[Shipping Settings](#)

[International Returns Providers](#)

[Buy Shipping Preferences](#)

Tax Information

[Tax Information](#)

[VAT Information](#)





Your sales activity indicates that you may not provide tax information. However you can proactively provide your tax information by taking a short interview process.

[Start Tax Interview](#)

[Tax interview help guide](#)

Legal business name *

Vova Junk

i For companies, legal name is the name your business is registered under. For individuals, this is your name.

Place of establishment address

Not Provided

[Back](#)

[Update](#)

Tax Information Interview

Select Language

English

Who will receive income from Amazon or its subsidiary? (i)

Individual/ Sole-Proprietor

Business

For U.S. tax purposes, are you a U.S. person? (i)

Yes

No

Name (as shown on your income tax return) (i)

Federal Tax Classification (i)

Individual/Sole Proprietor/Single-Member LLC

Address (i)

Country

Street and Number

Apartment, suite, unit, building, floor etc.

City or town

ZIP code

Done

Done

Taxpayer Identification Number



SSN or ITIN

XXX-XX-XXXX

Do you consent to provide an electronic signature for your IRS Form W-9?



Yes

No

Under penalties of perjury, I certify that:

1. The number shown on this form is my correct taxpayer identification number (or I am waiting for a number to be issued to me), and
2. I am not subject to backup withholding because: (a) I am exempt from backup withholding, or (b) I have not been notified by the Internal Revenue Service (IRS) that I am subject to backup withholding as a result of a failure to report all interest or dividends, or (c) the IRS has notified me that I am no longer subject to backup withholding, and
3. I am a U.S. citizen or other U.S. person (defined in the instructions), and
4. The FATCA code(s) entered on this form (if any) indicating that I am exempt from FATCA reporting is correct. (Amazon as a U.S. withholding agent does not request this information for the type of payments being received)

The Internal Revenue Service does not require your consent to any provision of this document other than the certifications required to avoid backup withholding.

Certification Instructions: You must cross out item 2 above if you have been notified by the IRS that you are currently subject to backup withholding. You will need to print out your hard copy form at the end of the interview and cross out item 2 before signing and mailing to the address provided.

Signature (Type your full name)

By typing my name on the given date, I acknowledge I am signing the tax documentation under penalties of perjury.

Date

11-21-2017

Submit



Tax Information Interview

Who will receive income from Amazon or its subsidiary? (i)

Individual/ Sole-Proprietor

Business

For U.S. tax purposes, are you a U.S. person? (i)

Yes

No

Full name (i)

Ivan Junk

Country Of Citizenship (i)

Russia


Type of beneficial owner (i)


Individual

Permanent address (i)

Country

Done





Permanent address i

1 Russia

2 Nolesnoi Per Bldg. 3 Aprt. 3

3 Apartment, suite, unit, building, floor etc.

4 Moscow

5 Moscow

6 120495

7 Done

Mailing address i

8 Same as Permanent Address

Do you consent to provide an electronic signature for your IRS Form W-8BEN?



Yes **1**

No

Under penalties of perjury, I declare that I have examined the information on this form and to the best of my knowledge and belief it is true, correct, and complete. I further certify under penalties of perjury that:

1. I am the individual that is the beneficial owner (or am authorized to sign for the individual that is the beneficial owner) of all the income to which this form relates or am using this form to document myself as an individual that is an owner or account holder of a foreign financial institution,
2. The person named on line 1 of this form is not a U.S. person,
3. The income to which this form relates is: (a) not effectively connected with the conduct of a trade or business in the United States, (b) effectively connected but is not subject to tax under an applicable income tax treaty, or (c) the partner's share of a partnership's effectively connected income,
4. The person named on line 1 of this form is a resident of the treaty country listed on line 9 of the form (if any) within the meaning of the income tax treaty between the United States and that country,
5. For broker transactions or barter exchanges, the beneficial owner is an exempt foreign person as defined in the instructions, and
6. I agree that I will submit a new form within 30 days if any certification made on this form becomes incorrect.

Furthermore, I authorize this form to be provided to any withholding agent that has control, receipt, or custody of the income of which I am the beneficial owner or any withholding agent that can disburse or make payments of the income of which I am the beneficial owner.

The Internal Revenue Service does not require your consent to any provisions of this document other than the certifications required to establish your status as a non-U.S. individual and, if applicable, obtain a reduced rate of withholding.

Signature (Type your full name)

2

By typing my name on the given date, I acknowledge I am signing the tax documentation under penalties of perjury.

Date

Submit

3

