

A cartoon illustration of a female teacher with vibrant red, curly hair, wearing glasses and a blue dress. She is smiling warmly, holding a green book in her left arm and a wooden pointer in her right hand. She stands in front of a large green chalkboard with a brown wooden frame. A white speech bubble with a green outline is positioned in the upper right area of the chalkboard, containing the text: "Hello, my dear students! Nice to see you again! How are you?". The chalkboard has a small white eraser and a black chalk tray on the ledge below it.

Hello, my dear students!
Nice to see you again!
How are you?

Let's warm up! Let's practice the sounds [θ] and [ð].

[θ]

th

[ð]

think, thought, thank, three

that, they, there, mother



Say the tongue twisters as quickly as you can.

Thirty-three thousand and thirty
thinkers thought thirty-three
thousand and thirty thoughts.

These brothers bathe with those
brothers, those brothers bathe
with these brothers.



What can you eat and drink there?

Module 5

Units 9-10

WHERE WERE YOU YESTERDAY?

In this module you will ...

● learn, read and talk about ...

- Chuckles eating Mum's cake
- feelings
- where people were last week

● practise ...

- talking about birthdays
- talking about feelings
- talking about where people were

Yes!


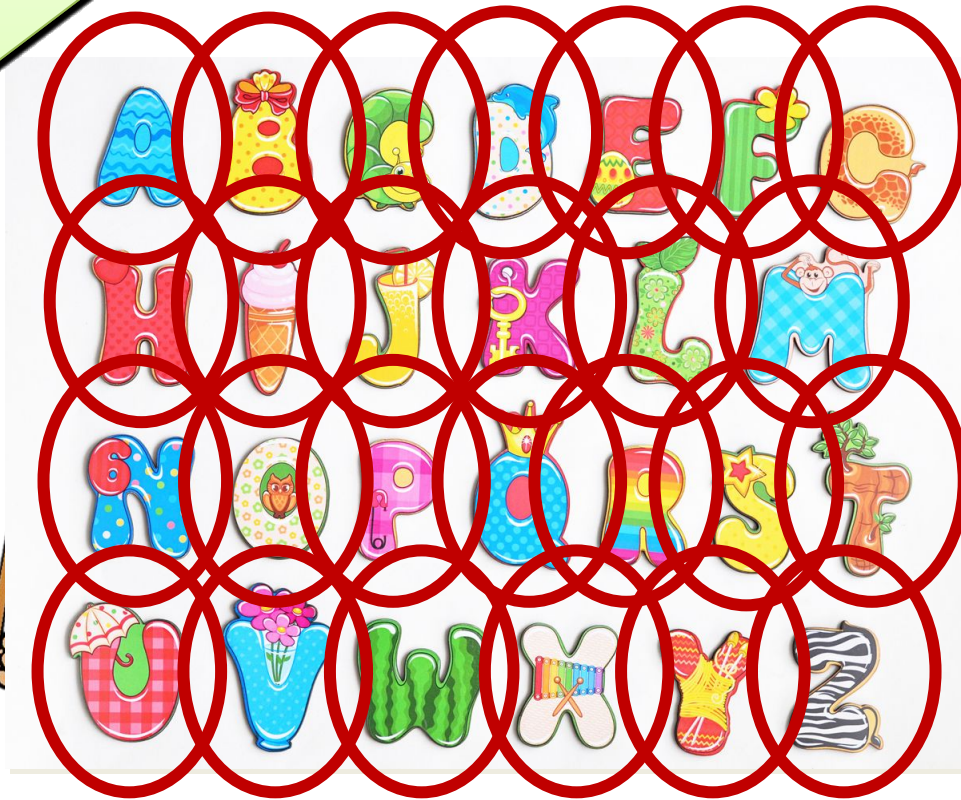
Yes!

Yes!

Yes!



Z is the twenty-sixth letter. 26th.



Read. (Numbers 1-10)

1	one	1 st	<i>first</i>
2	two	2 nd	<i>second</i>
3	three	3 rd	<i>third</i>
4	four	4 th	<i>fourth</i>
5	five	5 th	<i>fifth</i>
6	six	6 th	<i>sixth</i>
7	seven	7 th	<i>seventh</i>
8	eight	8 th	<i>eighth</i>
9	nine	9 th	<i>ninth</i>
10	ten	10 th	<i>tenth</i>

Read. (Numbers 11-20)

11	eleven	11 th	eleventh
12	twelve	12 th	twelfth
13	thirteen	13 th	thirteenth
14	fourteen	14 th	fourteenth
15	fifteen	15 th	fifteenth
16	sixteen	16 th	sixteenth
17	seventeen	17 th	seventeenth
18	eighteen	18 th	eighteenth
19	nineteen	19 th	nineteenth
20	twenty	20 th	twentieth

Listen and repeat.

1st

first

2nd

second

3rd

third

4th

fourth

5th

fifth

11th

eleventh

12th

twelfth

20th

twentieth



Watch the video and enjoy it.



Listen

Act out as in the example.



Laura




delicious

That looks delicious.

It's for Laura's fortieth birthday.
She is forty.



Put the men in the queue in order.



the first

the fifth

the tenth

the second

the sixth

the eleventh

the third

the seventh

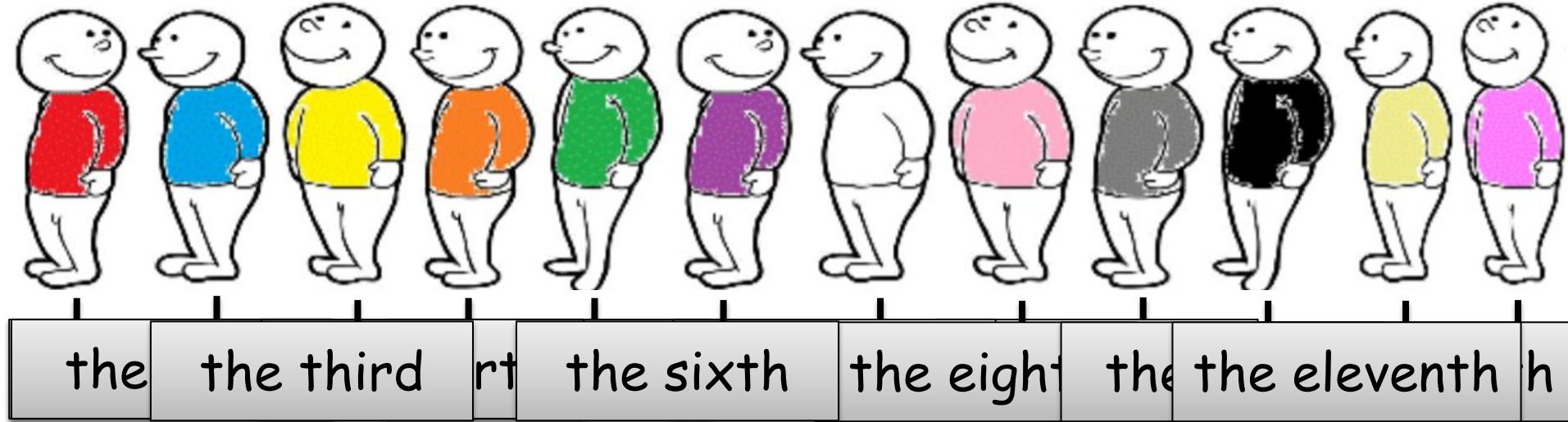
the twelfth

the fourth

the eighth

the ninth

Answer the questions.

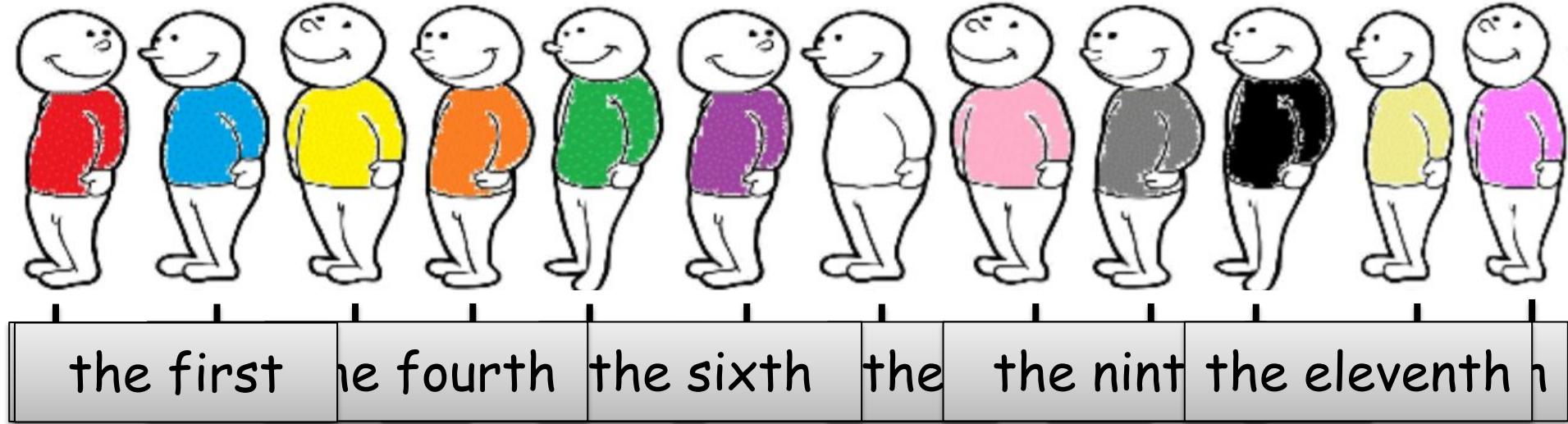


What man is in pale yellow?

The eleventh one.
The eleventh man is in pale yellow.



Answer the questions.



What colour shirt has the eleventh man on?

A pale yellow one.
The eleventh man has a blue shirt on.


Let's have a break and do exercises.

Dance, dance, dance about,
Dance about together.
Smile, smile at your friends,
Let us smile together.



Let's read to find out who is having a tea party.

Yes, I do./No, I don't.





A while later ...

1

Yum! That looks delicious.

It's for Robbie's sixteenth birthday.

2

Oh no! Look at the cake!
Larry! Lulu!

3

No! I was in my room with Paco!

Look at this cake!
Larry, was it you?

4

It wasn't me!
We were in the garden!

Lulu?

5

Then, who was it?

Hmm, I think I know!

6

Look! Chuckles is
having a chimp's
tea party!

What is Chucles doing in the sixth picture?



1 Yum! That looks delicious.

It's for Robbie's sixteenth birthday.



A while later ...

2 Oh no! Look at the cake!
Larry! Lulu!




3 No! I was in my room with Paco!

Look at this cake!
Larry, was it you?



4 It wasn't me!
We were in the garden!

Lulu?



5 Then, who was it?

Hmm, I think I know!



6 Look! Chuckles is
having a chimp's
tea party!

Watch the video and enjoy it.



Read these sentences and translate them.

Larry, **was** it you?

I **was** in my room with Paco.


It **wasn't** me. We **were** in the garden.

Then, who **was** it?


to be
быть

was were

```
graph TD; A["to be  
быть"] --> B["was"]; A --> C["were"];
```



Chuckles is g a chimp's arty!





Can you name the ordinal
numbers?
Can you talk about birthdays?
The lesson is over! See you!

Workbook

1 Look and write the ordinals in the correct order.

12th 3rd 5th 11th 4th 2nd 21st 1st 15th 20th

first

second

third

fourth

fifth

eleventh

twelfth

fifteenth

twentieth

twenty-first

2 Find and circle.

3rd 6th 20th

10th 4th 2nd

1st 11th 12th 5th

t	t	e	n	t	h	b	f	i	r	s	t
b	t	l	i	h	m	y	i	l	u	x	w
f	g	e	i	r	s	i	x	t	h	i	e
o	m	v	o	d	u	l	r	v	j	l	n
u	d	e	r	t	w	e	l	f	t	h	t
r	s	n	w	p	q	z	h	k	c	f	i
t	y	t	d	o	t	h	i	r	d	y	e
h	m	h	i	m	o	s	e	c	v	a	t
h	j	p	d	q	v	s	f	i	f	t	h
s	e	c	o	n	d	l	k	j	w	z	h
w	e	r	t	y	u	i	o	p	l	c	b
m	t	g	d	a	q	z	b	y	r	j	e