

# Rhyming Words

Can you guess them?



# Notes for teachers

- This presentation uses action buttons that are concealing words behind them. In this view you will see images that go with each picture but in slide show view the pupils will not see these until a word is revealed. Give pupils whiteboards and ask them to come up with words. Pick one child at a time to hold up their board: if the word is correct you can click the appropriate action button to reveal. If the word is incorrect click on the circular 1<sup>st</sup>, 2<sup>nd</sup> and 3<sup>rd</sup> buttons. If pupils have three incorrect answers before revealing all the correct ones reveal the remaining words before moving to the next slide.





# Words ending with 'at'




1

2

3

4

5





# Words ending with 'in'



1

2

3

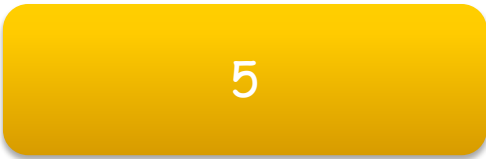

4

5





# Words ending with 'an'



# Presentation ©Bev Evans, 2011

