

The background features a vertical gradient from light purple at the top to light blue at the bottom. Scattered throughout are several realistic water droplets of various sizes, each with a white highlight and a soft shadow, giving them a three-dimensional appearance.

**TELL ABOUT THESE
PEOPLE**



Phill, 12



Lizzy, 12



Ann, 5



Sam, 11



Max, 6



Polly, 8




Brian, 9



Jack, 13




LOOK AND SAY
YES OR NO



The boy is on the cat




The TV is red




The photo is under the flowers




The boy has got a yellow T-shirt




The radio is under the table




The phone is under the table




The window is closed




The window is closed




There are five bananas




There are four
planes




The doll is next to the girl




The books are
under the bed




The blue guitar is
in the box



The boy is
sleeping



The boy has got
a rabbit



The snake is next
to the box



The boy is happy



The girl has got a car



There are three kites



The robot is next to the kite



The dad has got long hair

The background features a light blue gradient with several realistic water droplets of various sizes scattered in the corners. The droplets have highlights and shadows, giving them a three-dimensional appearance. The text is centered in the middle of the page.

Let's learn the words



look



come



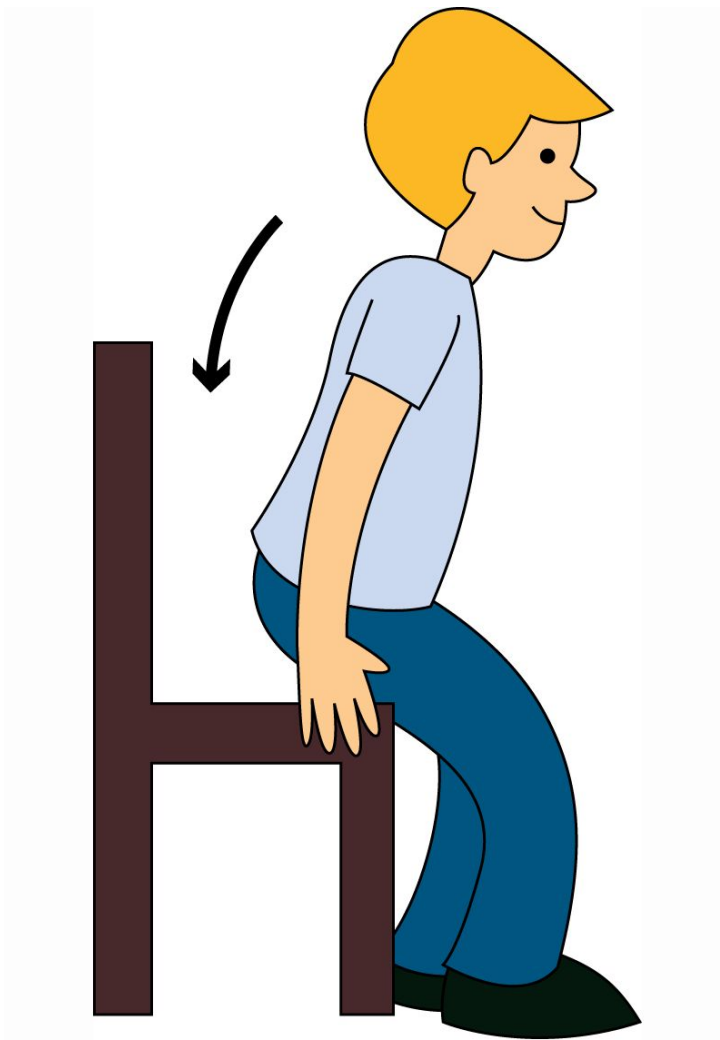
go




jump



fly



sit



read



draw



write



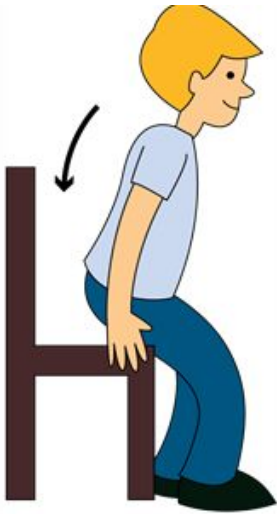
sing




moon

The background is a light blue gradient. In the top-left and bottom-right corners, there are several realistic-looking water droplets of various sizes, some overlapping. The text is centered in the middle of the page.




Say the words one
more time







The background is a light blue gradient. In the top-left and bottom-right corners, there are several realistic-looking water droplets of various sizes, some overlapping. The text "What is missing?" is centered in the middle of the page.

What is missing?























**Let's write the words
(Wordwall)**



+Fish can swim

- Fish can't read

Can fish write?

Yes, it can

No, it can't

The background features a light blue gradient with several realistic water droplets of various sizes scattered in the corners. The droplets have highlights and shadows, giving them a three-dimensional appearance.

Write in your copybooks

Can

+ He **can** jump

- They **can't** draw

? **Can** she sing?

Yes, she can

No, she can't

The background is a light blue gradient. In the top-left and bottom-right corners, there are several realistic water droplets of various sizes, some overlapping. The text is centered in the middle of the page.

**Let's make
sentences**

Jack/fly -

he/ draw +

they/ sing ?

you/ jump -

she/ write -

we/ read -

Emma/ sit +

he/ draw +

Ben/ draw ?

my sister/ read +

we/ sing -

- Can
- + He **can** jump
 - They **can't** draw
 - ? **Can** she sing?

we/ play tennis ?

The background features a vertical gradient from light pink at the top to light blue at the bottom. Several realistic water droplets of various sizes are scattered in the corners, with highlights and shadows that give them a three-dimensional appearance.

**Let's listen to the text
and read it**



Look at the rocket!



It's fantastic.



Can it fly?



Yes, it can.



Can it fly to the moon?



Yes, it can.



Can I go with you?



Yes, you can.



Hooray!



Come here, King Tub!



Jump in! Sit down!



You can fly to the moon.



Are you happy now?



No, I'm not.



What's the matter?



I can't go to the moon.

I haven't got a space suit.




Oh, no!

The background is a light blue gradient. In the top-left and bottom-right corners, there are several realistic-looking water droplets of various sizes, some overlapping. The text is centered in the middle of the page.

Wordwall

Unjumble the sentences



H/w

- 1) learn the words (учить слова)
 - 2) прописи ст.
 - 3) WB p.
- 