

# INTERACTIVE Learning

## EDITABLE Team Warm-Ups

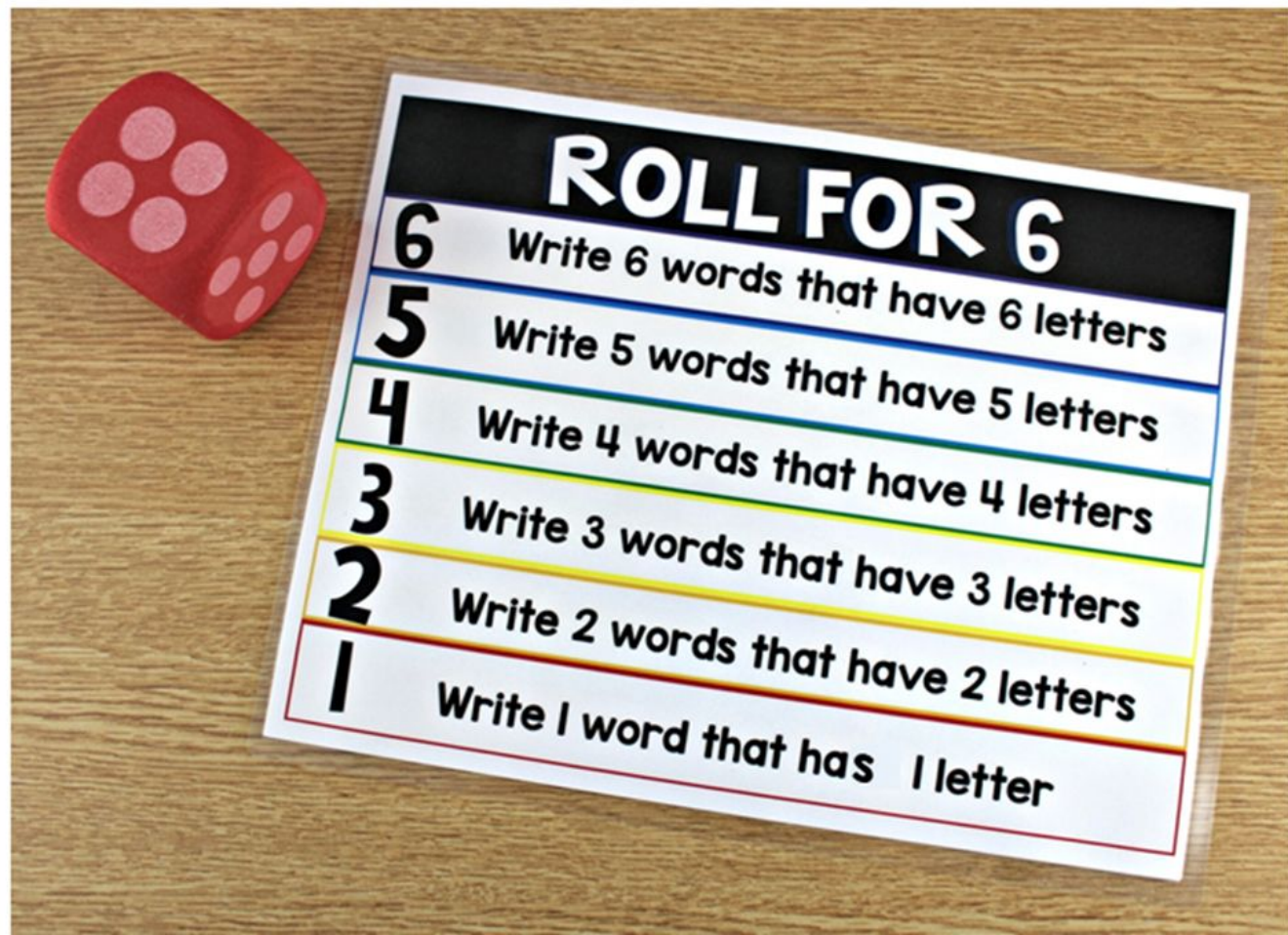


# **INTERACTIVE** **Learning**

**All the items in this unit were found at the dollar store. These games are meant to build teamwork while giving students engaging interactive warm-ups for a day of learning!**

# ROLL FOR 6

Students must take turns rolling a team dot cube. Each number corresponds to an activity. If a student rolls the same number as a teammate, they roll again until they have a different number. When all 6 activities have been completed, the team is finished.





# **ROLL FOR 6**

**6**

**Write 6 words that have 6 letters**

**5**

**Write 5 words that have 5 letters**

**4**

**Write 4 words that have 4 letters**

**3**

**Write 3 words that have 3 letters**

**2**

**Write 2 words that have 2 letters**

**1**

**Write 1 word that have 1 letter**

# **ROLL FOR 6**

**6**

**Write 6 words that have 6 letters**

**5**

**Write 5 words that have 5 letters**

**4**

**Write 4 words that have 4 letters**

**3**

**Write 3 words that have 3 letters**

**2**

**Write 2 words that have 2 letters**

**1**

**Write 1 word that have 1 letter**

# ROLL FOR 6

6

Your text here

5

Your text here

4

Your text here

3

Your text here

2

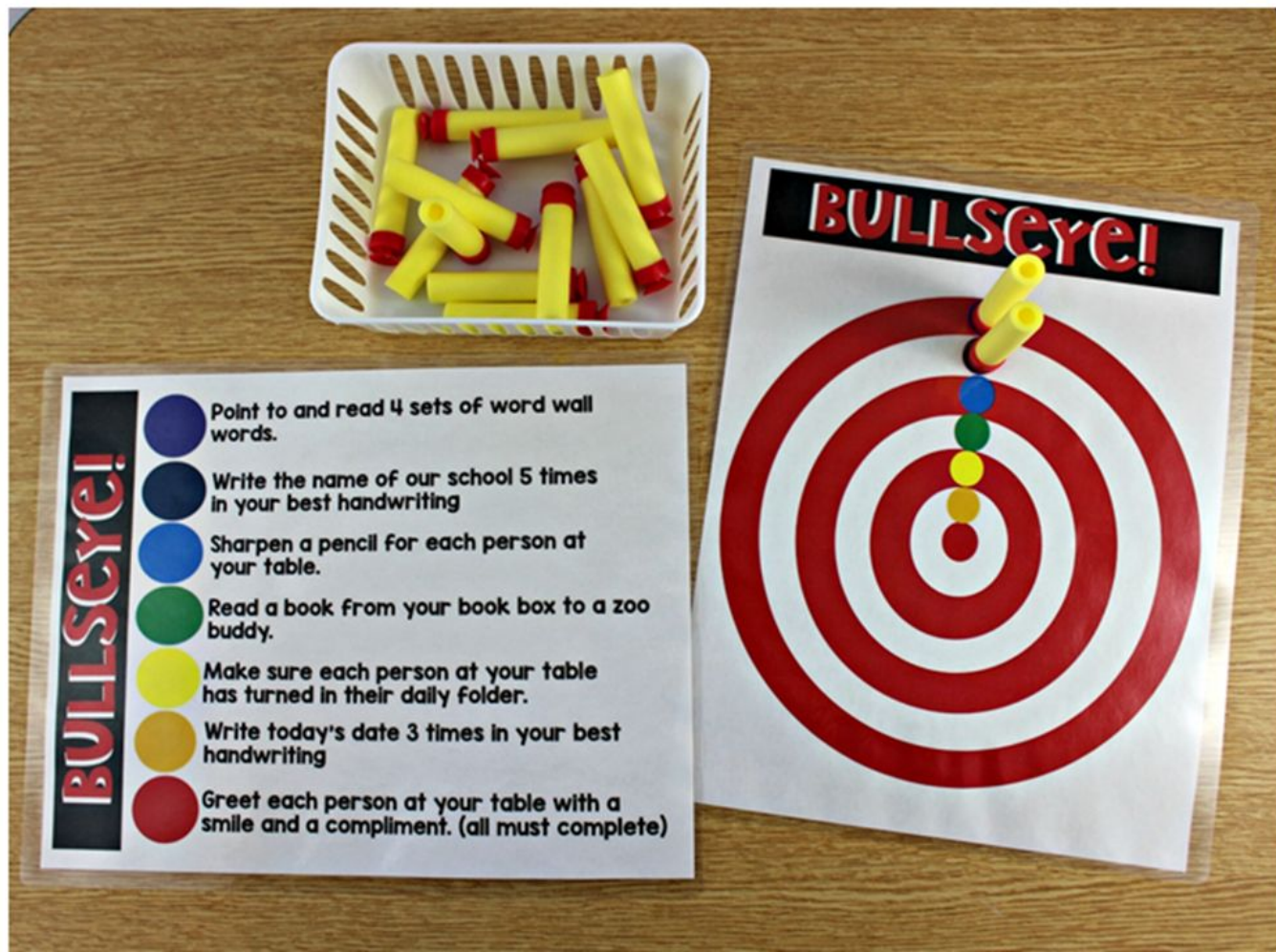
Your text here

1

Your text here


# BULLseye!

Students must work as a group to complete all the activities on a target. Each time a student completes a skill, they place a dart on the target.












**BULLSEYE!**





# **BULLSEYE!**

-  Point to and read 4 sets of word wall words.
-  Write the name of our school 5 times in your best handwriting
-  Sharpen a pencil for each person at your table.
-  Read a book from your book box to a zoo buddy.
-  Make sure each person at your table has turned in their daily folder.
-  Write today's date 3 times in your best handwriting
-  Greet each person at your table with a smile and a compliment. (all must complete)

# BULLSEYE!



Your text here



Your text here



Your text here




Your text here



Your text here



Your text here



Your text here

# FILL THE BANK!

Students must complete the activities on the "coins" to be able to place them in the bank. When the bank is full, the team is done!





# **Fill THE BANK!**

**1¢**

**Take three play coins and write the total. Coins must not all be the same.**

**5¢**

**Take 5 play coins and write the total. Coins must not all be the same.**

**10¢**

**Take 10 coins. Sort the coins by penny, nickel, dime, quarter. Total each group.**

**25¢**

**Take 25 coins. Sort the coins by penny nickel dime and quarter.**

# FILL THE BANK!

**1¢**

Your text here

**5¢**

Your text here

**10¢**

Your text here

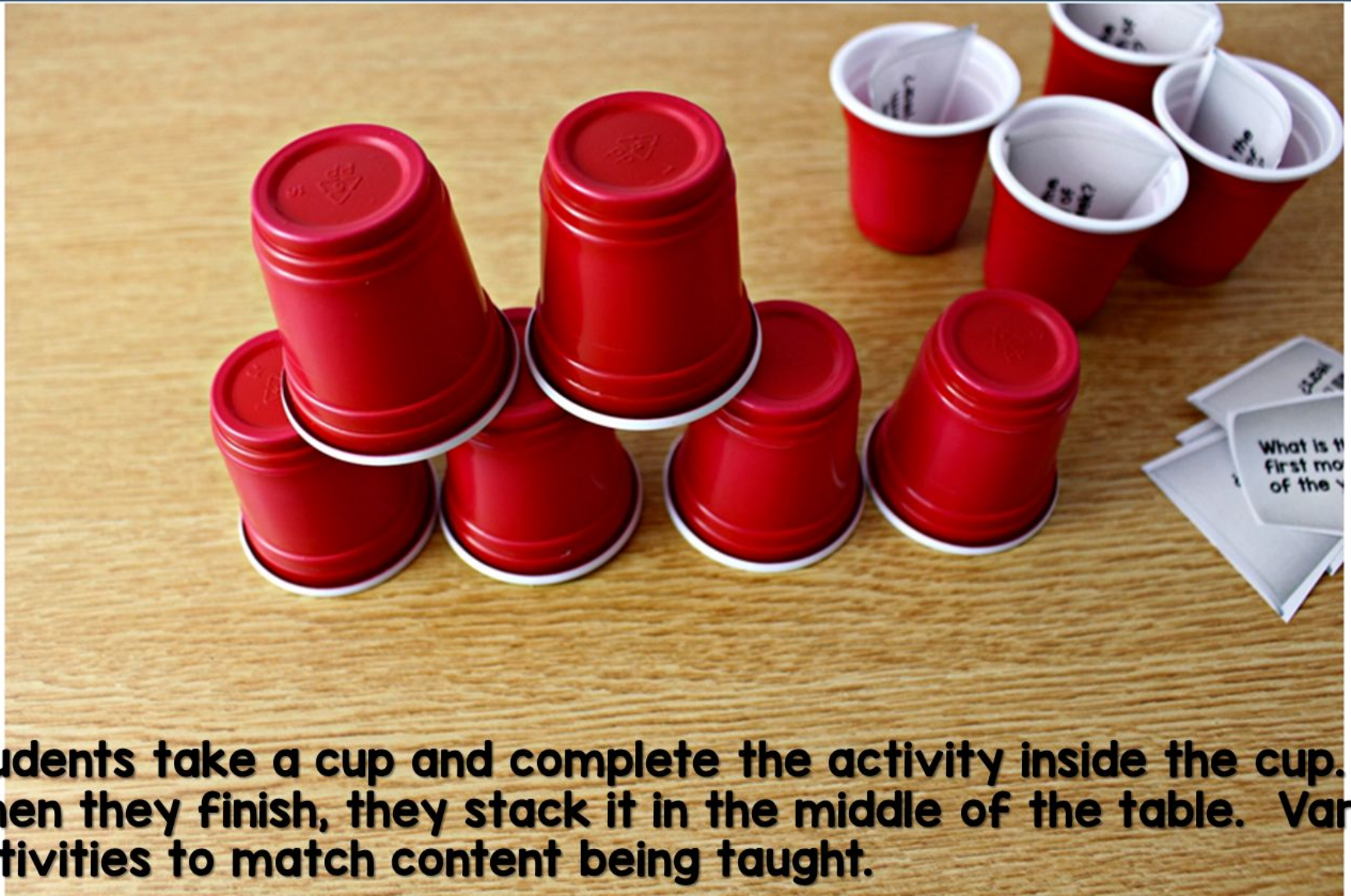
**25¢**

Your text here





# SMART STACK



**Students take a cup and complete the activity inside the cup. When they finish, they stack it in the middle of the table. Vary activities to match content being taught.**

**What is the  
tenth month  
of the year?**

**What is the  
sixth month of  
the year?**

**What is the  
6<sup>th</sup> day of  
the week?**

**What is the  
3<sup>rd</sup> day of  
the week?**

**What is the  
first month  
of the year?**

**What is the  
ninth month  
of the year?**

**What year  
will it be in 2  
years?**

**What year  
will it be in 1  
years?**

**What is the  
3<sup>rd</sup> month of  
the year?**

**What is the  
2<sup>nd</sup> day of  
the week?**





# MORNING Movie

Students complete an activity on a DVD and then put it away into the case.



**ABC Order**

**glue  
pencil  
stamp  
journal  
eraser**

**What am I?**

**ABC Order**

**ball  
hoop  
shoes  
court  
play**

**What am I?**

**ABC Order**

**swing  
run  
climb  
hang  
tag**

**What am I?**

**ABC Order**

**suit  
goggles  
pool  
kick  
paddle**

**What am I?**

Your text here

Your text here



Your text here

Your text here



# TEAM PUZZLE

Vary the content to spiral review standards.



# TEAM PUZZLE

Write 3  
words with  
long a.

$$\begin{array}{l} 5+6= \\ 7+8= \\ 6+7= \end{array}$$

Write 3  
words with  
short a.

$$\begin{array}{l} 9-6= \\ 6-4= \\ 11-3= \end{array}$$

Write 3  
words with  
long o.

$$\begin{array}{l} 6+6= \\ 8+8= \\ 9+9= \end{array}$$

Write 3  
words with  
short o.

$$\begin{array}{l} 12-4= \\ 13-3= \\ 10-7= \end{array}$$

Write 3  
words with  
long u.

$$\begin{array}{l} 7+6= \\ 7+9= \\ 6+8= \end{array}$$

Write 3  
words with  
short u.

$$\begin{array}{l} 12-3= \\ 15-4= \\ 10-8= \end{array}$$

Write 3  
words with  
long i.

$$\begin{array}{l} 10+6= \\ 8+9= \\ 7+9= \end{array}$$

Write 3  
words with  
ar.

$$\begin{array}{l} 9-4= \\ 7-5= \\ 10-3= \end{array}$$

# TEAM PUZZLE

Your text here

Your text here

Your text here

Your text here

Your text here

Your text here

Your text here

Your text here

Your text here

Your text here

Your text here

Your text here

Your text here

Your text here

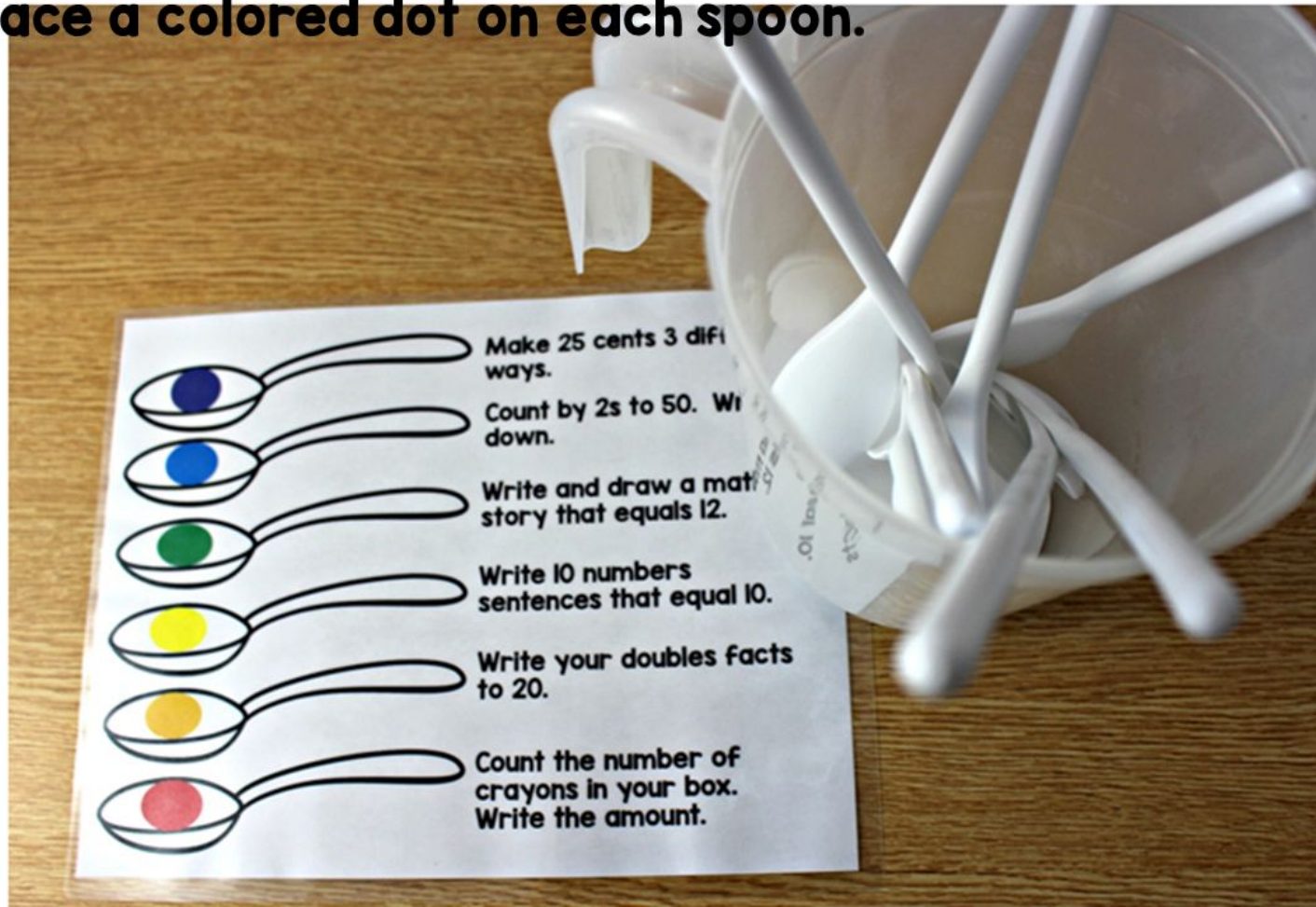
Your text here

Your text here



# STIRRING UP KNOWLEDGE

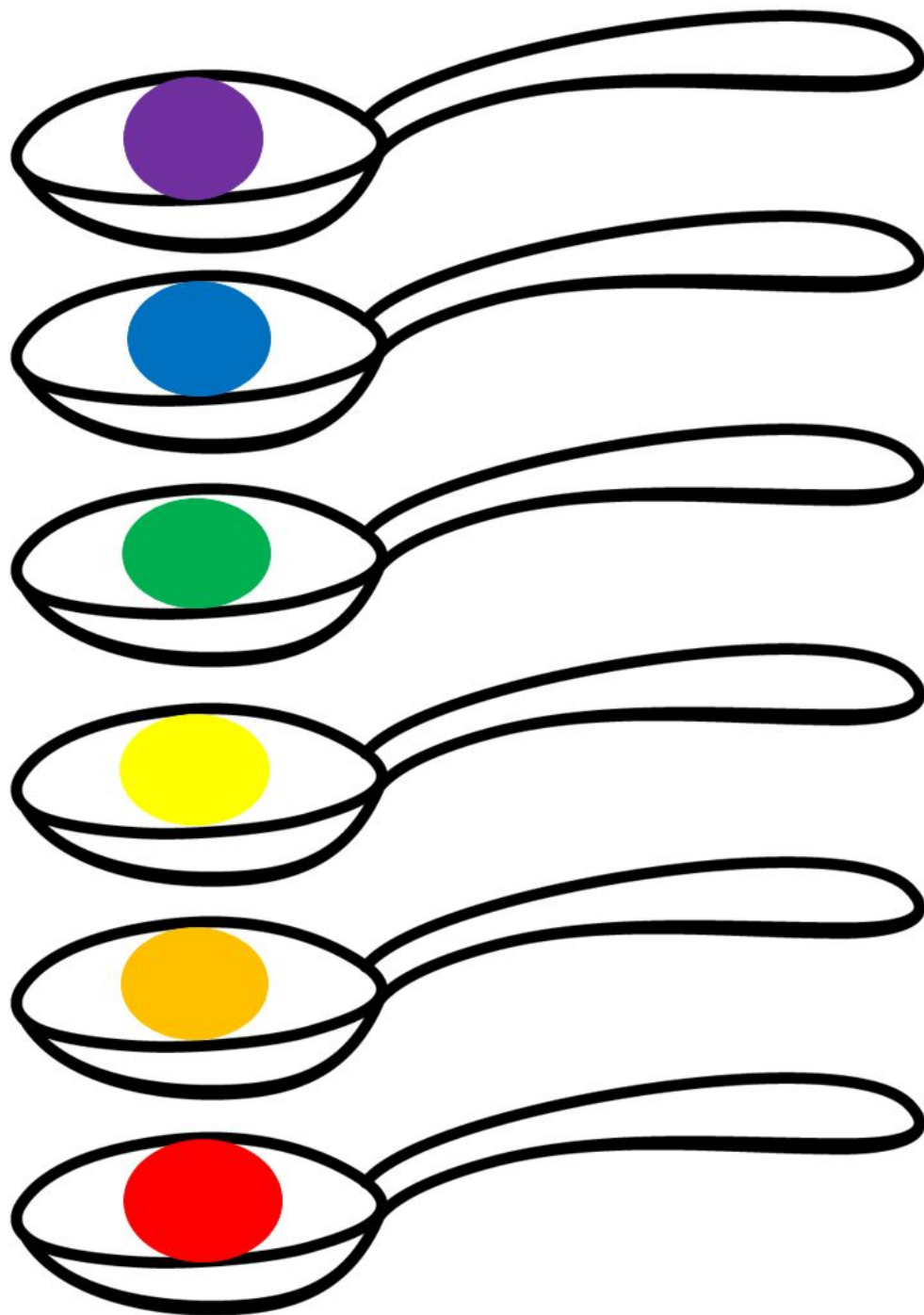
Students take a spoon from the cup with an activity to complete. Students try to remove all of the spoons from the cup. Place a colored dot on each spoon.



# STIRRING UP KNOWLEDGE







**Make 25 cents 3 different ways.**

**Count by 2s to 50. Write it down.**


**Write and draw a math story that equals 12.**

**Write 10 numbers sentences that equal 10.**

**Write your doubles facts to 20.**

**Count the number of crayons in your box. Write the amount.**





Your text here



Your text here




Your text here



Your text here



Your text here



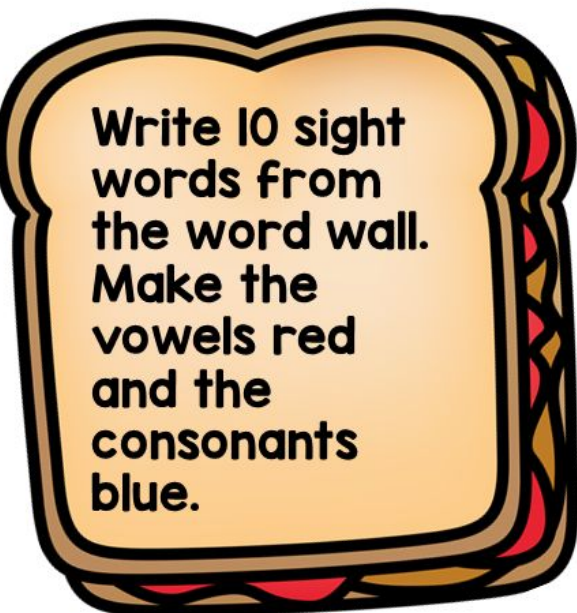
Your text here

# Feed YOUR BRAIN!


Students take a sandwich from the container and complete the activity.



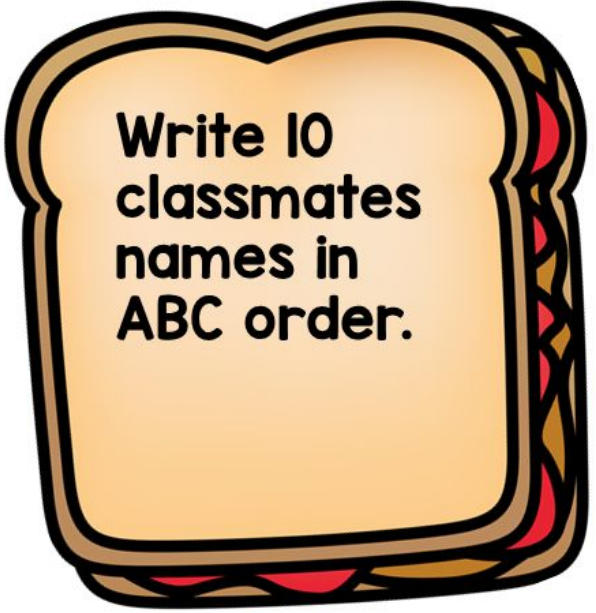




Write 10 sight words from the word wall. Make the vowels red and the consonants blue.



Make a list of 12 zoo animals.




Write 10 classmates names in ABC order.



Write 3 sentences about today's weather.



Make a sign welcoming people to our classroom.








Make a list of 12 ocean animals.





# BRAiNY BALL

## BRAiNY BALL






-  Read a book from your book box
-  Sight word book practice
-  Rise and Shine Binder
-  Math fact sheet
-  Hangman with spelling words





# BRAiNY BALL

## BRAiNY BALL

-  Read a book from your book box
-  Sight word book practice
-  Rise and Shine Binder
-  Math fact sheet
-  Hangman with spelling words





# **BRAiNY BALL**



**Read a book from your book box**



**Sight word book practice.**



**Play mystery number on hundred chart with a teammate.**



**Complete a math fact sheet.**




**Play hangman with spelling words with a teammate.**

# BRAiNY BALL



Your text here




Your text here



Your text here



Your text here



Your text here

# WILD ABOUT LEARNING



## Wild About Learning




Animal Name  
How many legs?  
What colors is it?  
What does it do?  
Where does it live?  
What does it eat?  
What animal is it related to?




# **WILD ABOUT LEARNING**

## **Wild About Learning**




**Animal Name**  
**How many legs?**  
**What colors is it?**  
**What does it eat?**  
**Where does it live?**  
**What eats your animal?**  
**What animal group is it in?**

## **Wild About Learning**



**Animal Name**  
**How many legs?**  
**What colors is it?**  
**What does it eat?**  
**Where does it live?**  
**What eats your animal?**  
**What animal group is it in?**


# WILD ABOUT READING






# **WILD ABOUT LEARNING**

## **Wild About Learning**



**Choose a reading  
buddy and a book.  
Read to your  
reading buddy.**

## **Wild About Learning**




**Choose a reading  
buddy and a book.  
Read to your  
reading buddy.**




# WILD ABOUT LEARNING

**Wild About Learning**



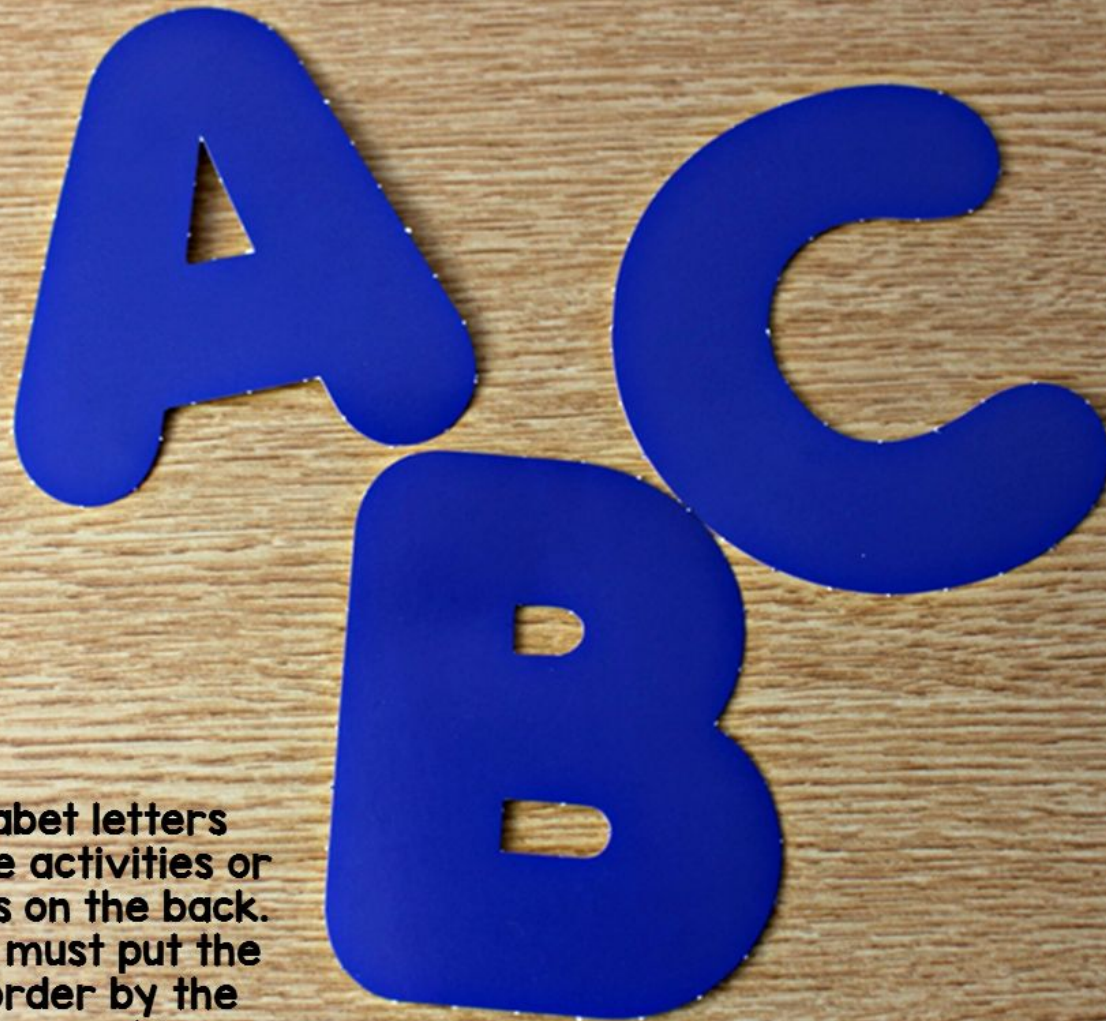
Your text here

**Wild About Learning**



Your text here

# Die CUTS & ABCS



Use alphabet letters  
and write activities or  
problems on the back.  
Students must put the  
ABCs in order by the  
end of the week!

# thanks so much!

If you have questions, comments, or problems with this packet  
please contact me by email :

[reagan.tunstall@gmail.com](mailto:reagan.tunstall@gmail.com)

You can visit my blog for more ideas and lesson plans  
Tunstall's Teaching Tidbits

## Credits:

