

HELLO

Part 4 4 minutes (5 minutes for groups of three)

- Do you like to spend all your money as soon as you get it or do you prefer to save up for something special? (Why?)
 - Do you think people spend too much money on things they don't really need? (Why? / Why not?)
 - Do you often buy something because of an advertisement you've seen? (Why? / Why not?)
 - Do you think it's better for companies to advertise on television or in magazines? (Why? / Why not?)
 - Is it a good idea to buy something from the internet or from a catalogue without seeing it first? (Why? / Why not?)
 - Some shops spend a lot of money making their windows look good. How important is this? (Why?)
-
- What do you think?
 - Do you agree?
 - And you?



Homework

Questions 6 – 10

For each question, choose the correct answer.

The young people below all want to do a cycling course during their school holidays.

On the opposite page there are descriptions of eight cycling courses.

Decide which course would be the most suitable for the people below.

6



Nancy is fourteen and cycles quite well. She needs to learn how to cycle safely from her home to school on busy city roads. She's only free at the weekends.

7



Markus is an excellent cyclist and he wants the excitement of riding on countryside and woodland tracks. He'd also like to learn more about looking after his bike. He can't attend a morning course.

8



Ellie is nine and knows how to ride her bike, but isn't confident about starting and stopping. She'd love to meet other cyclists with a similar ability and have fun with them.

9



Leo can't cycle yet, and wants to learn on his own with the teacher. He'd prefer a course with sessions twice a week. He'd also like some practical information about cycling clothes and equipment.

10



Josh is eleven and a skilled cyclist. He's keen to learn to do exciting cycling tricks in a safe environment. He'd like to be with people of a similar age.

Cycling Courses

A Two Wheels Good!

Mountains! Rivers! Forests!

Our 'off-road' course offers you the chance to get out of the city. You'll need very good cycling skills and confidence. You will be with others of the same ability. Expert advice on keeping your bike in good condition also included.

Mondays 2.00 pm–6.00 pm or Fridays
3.00 pm–7.00 pm.

B On Your Bike!

Can't ride a bike yet, but really want to? Don't worry. Our beginners-only group (4-10 pupils per group) is just what you're looking for. Excellent teaching in safe surroundings. Makes learning to cycle fun, exciting and easy

Mondays 9.00 am–11.00 am and
Thursdays 2.00 pm–4.00 pm.

C Fun and Games

Do you want some adventure? Find out how to do 'wheelies' (riding on one wheel), 'rampers' (cycling off low walls), 'spins' and much more... We offer a secure practice ground, excellent trainers and loads of fun equipment. Wear suitable clothes. Only for advanced cyclists.

(Age 11–12)

Saturdays 1.00 pm–4.00 pm.

D Pedal Power

A course for able cyclists. We specialise in teaching riders of all ages how to manage difficult situations in heavy traffic in towns and cities. We guarantee that by the end of the course, no roundabout or crossroads will worry you!

Saturdays 2.00 pm–4.00 pm.

E

Cycling 4 U

Not a beginner, but need plenty of practice? This course offers practical help with the basics of balancing and using your brakes safely. You'll be in a group of pupils of the same level. Improve your cycling skills and enjoy yourself at the same time! Open to all children up to the age of ten.
Sundays 10.00 am–12.00 pm.

G

Safety First

We teach cycling safety for the city centre and country lane biker. We'll teach you the skills you need to deal with all the vehicles using our busy roads. All ages welcome from 10+. Thursdays 9.00 am–11.00 am.

F

Bike Doctors

Have you been doing too many tricks on your bike? Taken it up mountains and through rivers? Then it probably needs some tender loving care. Bike Doctors teach you to maintain and repair your bike. (Some basic equipment required.)
Ages 11-19 Tuesdays 9.00 am–12.00 pm or
Wednesdays 3.00 pm–6.00 pm.

H

Setting Out

A course for absolute beginners needing one-to-one instruction to get off to a perfect start. We also give advice on helmets, lights, what to wear and much more. A fantastic introduction to cycling! Mondays and Tuesdays 9.00 am–11.00 am.

Answer key
Sample task

6. D

7. A

8. E

9. H

10. C

LISTEN!

SECTION 1



You have 10 seconds to read each question. Listen and put a cross in the box next to the correct answer, as in the example. You have 10 seconds to choose the correct option.



PTEG_Audio_PracticeTest1_L1.mp3

Example: What activity is she describing?



A ☒

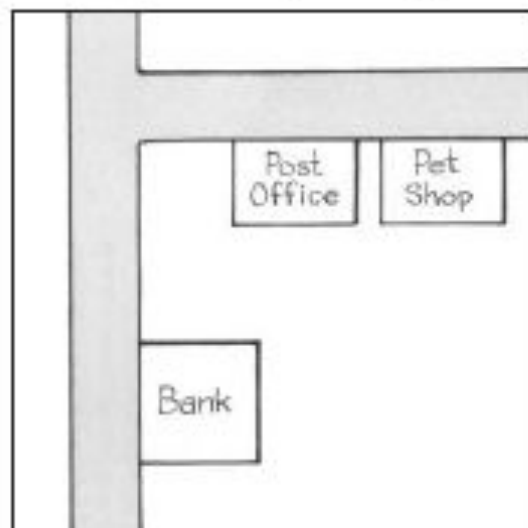


B ☐

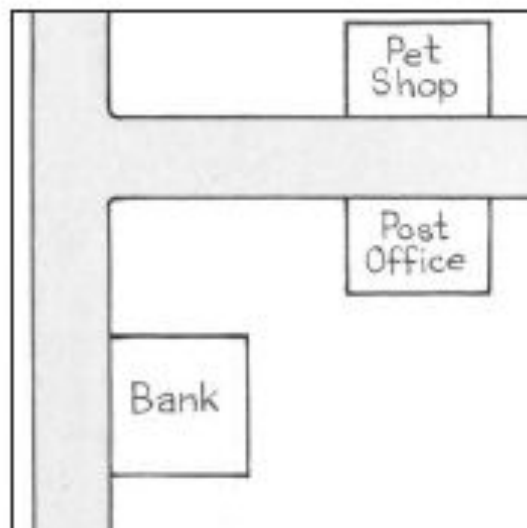


C ☐

1. Where is the pet shop?



A ☐



B ☐



C ☐

2. Which person is the speaker?



A ☐



B ☐




C ☐


3. Where is the concert ticket?



A ☐



B ☐




C ☐


4. Which dog is the girl describing?



A ☐



B ☐



C ☐

5. Where are the speakers?



A ☐



B ☐



C ☐

6. What is the ticket for?



A ☐



B ☐



C ☐

7. What is next to the Regal?



A ☐



B ☐



C ☐

8. Who is the speaker?



A ☐



B ☐



C ☐

9. Which person is Danny Zola?



A ☐



B ☐



C ☐

10. Where does the speaker work?



A ☐



B ☐



C ☐

SECTION 3



You will hear a recorded message. First, read the notes below then listen and complete the notes with information from the recorded message. You will hear the recording twice.

Example. Call from: John

12 Calling about:

13 Place of event:

14 Date of event:

15 Price:

16 Call back:

SECTION 3 CONTINUED



You will hear a public announcement. First, read the notes below then listen and complete the notes with information from the public announcement. You will hear the recording twice.

Example. Message for: *all visitors*

- 17 Treetops closing time:
- 18 Free for children:
- 19 Cost of bus:
- 20 Location of restaurant:
- 21 Cheapest meal:

Play to win

16-year-old Harry Moore writes about his hobby, tennis.

My parents have always loved tennis and they're members of a tennis club. My older brother was really good at it and they supported him – taking him to lessons all the time. So I guess when I announced that I wanted to be a tennis champion when I grew up I just intended for them to notice me. My mother laughed. She knew I couldn't possibly be serious, I was just a 4-year-old kid!

Later, I joined the club's junior coaching group and eventually took part in my first proper contest, confident that my team would do well. We won, which was fantastic, but I wasn't so successful. I didn't even want to be in the team photo because I didn't feel I deserved to be. When my coach asked what happened in my final match, I didn't know what to say. I couldn't believe I'd lost – I knew I was the better player. But every time I attacked, the other player defended brilliantly. I couldn't explain the result.

After that, I decided to listen more carefully to my coach because he had lots of tips. I realised that you need the right attitude to be a winner. On court I have a plan but sometimes the other guy will do something unexpected so I'll change it. If I lose a point, I do my best to forget it and find a way to win the next one.

At tournaments, it's impossible to avoid players who explode in anger. Lots of players can be negative – including myself sometimes. Once I got so angry that I nearly broke my racket! But my coach has helped me develop ways to control those feelings. After all, the judges have a hard job and you just have to accept their decisions.

My coach demands that I train in the gym to make sure I'm strong right to the end of a tournament. I'm getting good results: my shots are more accurate and I'm beginning to realise that with hard work there's a chance that I could be a champion one day.

- 11 Harry thinks he said that he was going to be a tennis champion in order to
- A please his parents.
 - B get some attention.
 - C annoy his older brother.
 - D persuade people that he was serious.
- 12 How did Harry feel after his first important competition?
- A confused about his defeat.
 - B proud to be a member of the winning team.
 - C ashamed of the way he treated another player.
 - D amazed that he had got so far in the tournament.
- 13 What does Harry try to remember when he's on the court?
- A Don't let the other player surprise you.
 - B Follow your game plan.
 - C Respect the other player.
 - D Don't keep thinking about your mistakes.

14 What does Harry say about his behaviour in tournaments?

- A He broke his racket once when he was angry.
- B He stays away from players who behave badly.
- C He tries to keep calm during the game.
- D He found it difficult to deal with one judge's decisions.

15 What might a sports journalist write about Harry now?

A

Harry needs to believe in his own abilities and stop depending on good luck when he plays.

B

Harry has really grown up since his first tournament and discovered that tennis is a battle of minds not just rackets.

C

Harry looked exhausted when he finished his last match so maybe he should think about working out.

D

Harry could be a great player but he needs to find a coach to take him all the way to the big competitions.

Пример писъма

• *Kazan
Russia
20/09/11*

- *Dear Patricia,*
- *Thanks for your letter. I'm glad your birthday party was a great success!*
- *Well, in Russia we don't pay much attention to clothes but of course everybody wants to look great! Actually, any clothes will do if a person feels comfortable. As for me, I usually wear a skirt and a smart blouse. You were quite right not to take any notice of your friend's clothes. If I were you, I would have done the same. It's not the clothes that count, after all.*
- *By the way, what birthday presents did you get? Did your parents give you what you wanted? What presents did you like most of all? As for me, I prefer books.*
- *I'd better go now. Mum wants me to help with the housework. Take care and stay in touch!*
- *Lots of love,*
- *Mam*



Homework

This car runs on chocolate!

Scientists have built a 300kph racing car that uses chocolate as a fuel! The project is (21) to show how car-making could (22) environmentally friendly. The car meets all racing car (23) apart from its fuel. This is a mixture of waste chocolate and vegetable oil, and such 'biofuels' are not (24) in the sport yet. It has to be mixed with normal fuel so that all parts of the car keep working.

Carrots and other root vegetables were used to make some parts inside and outside the car. Even the mirrors are made from potatoes! The sides of the car (25) a mixture of natural materials from plants as well as other recycled materials.

The project is still young, so the scientists have not yet found out how 'green' the car is. They are planning many experiments to compare its (26) against that of normal racing cars.

- | | | | | | | | | |
|----|---|-----------|---|-------------|---|---------|---|-----------|
| 21 | A | intended | B | wished | C | decided | D | insisted |
| 22 | A | develop | B | move | C | become | D | arrive |
| 23 | A | levels | B | standards | C | grades | D | orders |
| 24 | A | allowed | B | let | C | ruled | D | agreed |
| 25 | A | store | B | involve | C | collect | D | contain |
| 26 | A | operation | B | performance | C | display | D | technique |

Sample task

- | | |
|-----|---|
| 21. | A |
| 22. | C |
| 23. | B |
| 24. | A |
| 25. | D |
| 26. | B |