




Wednesday, 4th of November, 2020
Unit 1 Story 5: The Strongest One

Writing: Play Scene


RWN Pgs 52, 56



Lesson objectives

- Identify the key features of a Play scene.
- Write complete sentences, using capital letters and end punctuation.
- Write narratives in which they recount short sequence of events, include details to describe actions, thoughts, and feelings and provide a sense of closure.

**This week you will
write a play scene.**




**A play scene is part of a
play, or a story that is
acted out.**

**You can write the
speeches that the actors
say in your play.**

Model Text: Let's read

RWNB Pg. 52



Who are the two characters in this play scene

Little Red Ant and Cactus

“Cactus, do you have sharp spines?” who said those words?

Little Red Ant

Who makes the next speech?

Cactus

underline what that character says

Yes, I have many sharp spines

Name _____

The Strongest One



Little Red Ant and the Cactus

Little Red Ant: Cactus, do you have sharp spines?

Cactus: Yes, I have many sharp spines.

Little Red Ant: Let me see how sharp they are.

Cactus: Be careful.

Little Red Ant: Ouch! Those spines are very sharp!

Cactus: My spines keep animals from eating me.

Little Red Ant: Are you the strongest one of all?

Cactus: No, Woodpecker is stronger than me. She slips between my spines. Then she pecks a hole in me. She makes a nest for her family.

Key Features of a Play Scene

- A play scene is part of a story that is acted out.
- The characters speak.
- A character's name at the beginning of each speech tells who says it.



Name _____



Little Red Ant and the Cactus

Little Red Ant: Cactus, do you have sharp spines?

Cactus: Yes, I have many sharp spines.

Little Red Ant: Let me see how sharp they are.

Cactus: Be careful.

Little Red Ant: Ouch! Those spines are very sharp!

Cactus: My spines keep animals from eating me.

Little Red Ant: Are you the strongest one of all?

Cactus: No, Woodpecker is stronger than me. She slips between my spines. Then she pecks a hole in me. She makes a nest for her family.

Key Features of a Play Scene

- A play scene is part of a story that is acted out.
- The characters speak.
- A character's name at the beginning of each speech tells who says it.


© by Savvas Learning Company LLC, 2

A play scene tells a story that is •
.acted out

Little Red Ant and Cactus are •
.characters in this play scene

•

A character's name comes before
each speech. A colon separates the
speaker's name from what he or
.she says



Key Features of a Play Scene

- A play scene is part of a story that is acted out.
- The characters speak.
- A character's name at the beginning of each speech tells who says it.

Writing Prompt

The Strongest One is a
.drama, or play

Think about the questions Little Red
Ant asks the characters in the play.
Now write a play scene in which the
ant asks another animal or a girl or
boy about strength

Identifying possible characters
and their strengths. Possible
.ideas are shown

Strengths

Characters

lift heavy



break a tree
branch



sing high



see tiny m
from up in
sky




stings th



Let's plan our Play

RWNB Pg. 56




Name _____

The Strongest One

Four-Column Chart

character	What I am like	What I feel	What I want
Little Red Ant	curious	puzzled	to know who is the strongest one
Little boy	Strong can lift heavy things	Afraid of bees	to stay away from bees



Home Activity Your child is learning to write stories, poems, brief reports, nonfiction paragraphs, letters, and other products this year. Ask what your child is writing this week.

Wrap up!

- Today, you learned about a play scene.

.A play scene tells a story that is acted out

You can write the speeches that the actors say in your play.